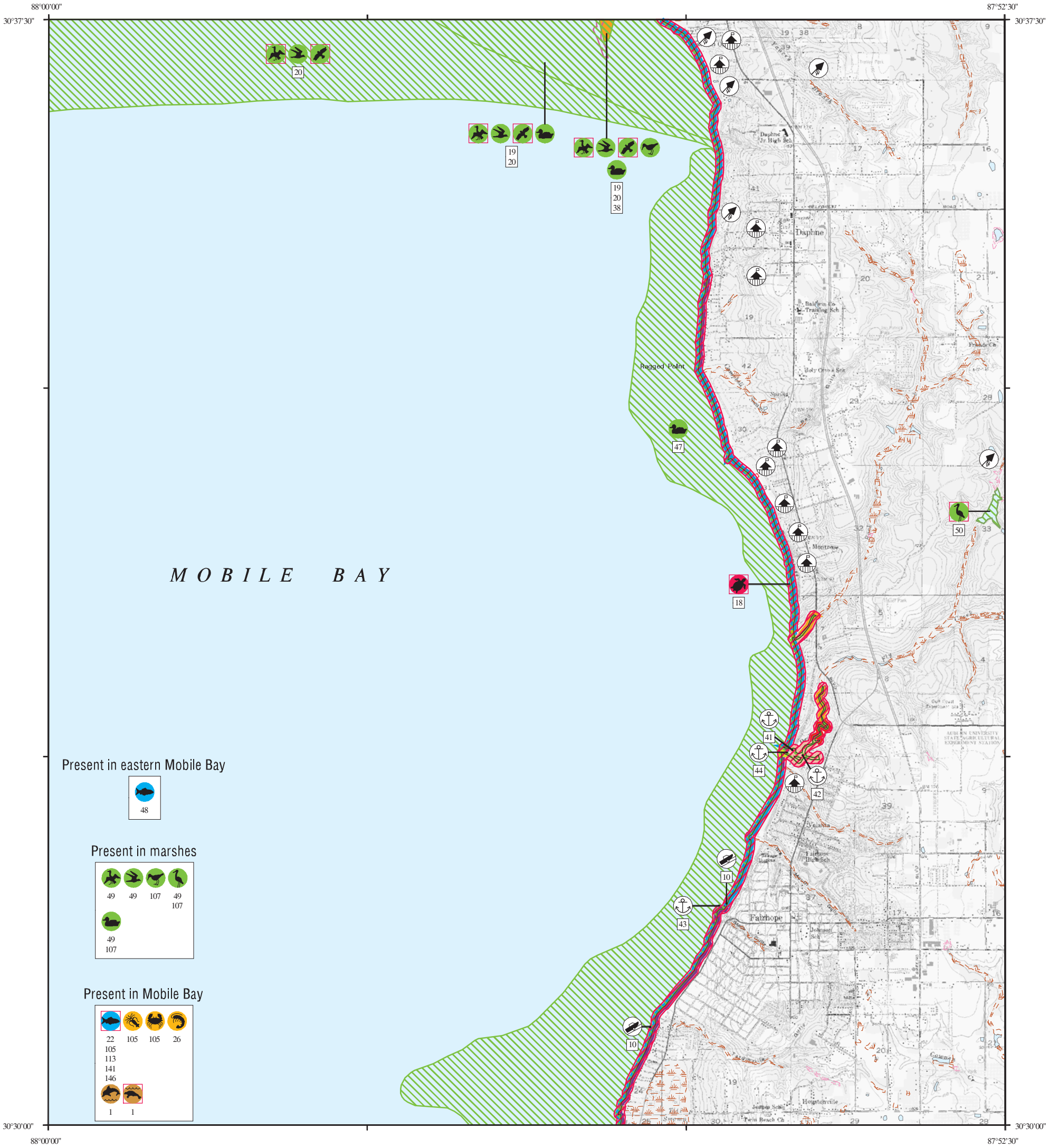
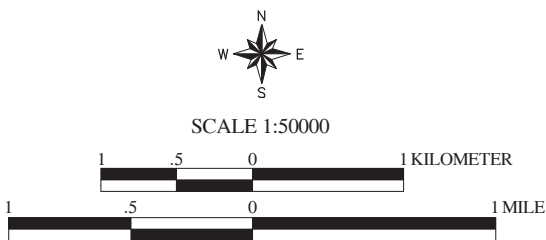


ENVIRONMENTAL SENSITIVITY INDEX MAP



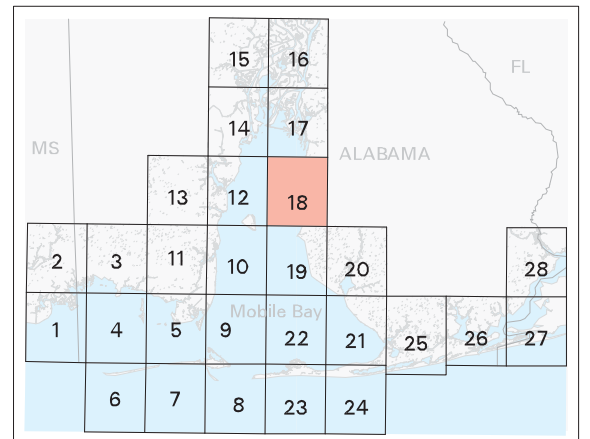
SHORELINE HABITATS (ESI)

- 1B EXPOSED, SOLID MAN-MADE STRUCTURES
- 2A EXPOSED WAVE-CUT PLATFORMS IN MUD OR CLAY
2B EXPOSED SCARPS AND STEEP SLOPES IN CLAY
- 3A FINE-TO MEDIUM-GRAINED SAND BEACHES
3B SCARPS AND STEEP SLOPES IN SAND
- 4 COARSE-GRAINED SAND BEACHES
- 5 MIXED SAND AND GRAVEL BEACHES
- 6B RIPRAP
- 7 EXPOSED TIDAL FLATS
- 8A SHELTERED SCARPS IN MUD OR CLAY
- 8B SHELTERED, SOLID MAN-MADE STRUCTURES
- 8C SHELTERED RIPRAP
- 9A SHELTERED TIDAL FLATS
- 9B SHELTERED, VEGETATED LOW BANKS
- 10A SALT-AND BRACKISH-WATER MARSHES
- 10B FRESHWATER MARSHES
- 10C SWAMPS
- 10D SCRUB-SHRUB WETLANDS



Not For Navigation
Published: August 2007

Published at Seattle, Washington
National Oceanic and Atmospheric Administration
National Ocean Service
Office of Response and Restoration
Emergency Response Division



Alabama: ESIMAP 18

BIOLOGICAL RESOURCES:

BIRD:

RAR#	Species	S F Conc.	J	F	M	A	M	J	J	A	S	O	N	D	Nesting	Migrating	Molting
19	American black duck	RARE	X	X	X	X						X	X	X	-	-	-
	American coot		X	X	X	X						X	X	X	-	-	-
	American wigeon		X	X								X	X		-	-	-
	Blue-winged teal			X	X					X					-	-	-
	Bufflehead		X	X	X							X	X		-	-	-
	Canvasback		X	X	X							X	X		-	-	-
	Gadwall		X	X	X	X						X	X	X	-	-	-
	Greater scaup		X	X	X							X	X		-	-	-
	Green-winged teal		X	X	X							X	X	X	-	-	-
	Hooded merganser		X	X	X	X						X	X	X	-	-	-
	Lesser scaup		X	X	X							X	X		-	-	-
	Mallard		X	X	X	X	X	X	X	X	X	X	X	X	-	-	-
	Mottled duck		X	X	X	X	X	X	X	X	X	X	X	X	-	-	-
	Northern pintail		X	X	X							X	X		-	-	-
	Northern shoveler		X	X	X	X						X	X	X	-	-	-
	Red-breasted merganser		X	X	X							X	X	X	-	-	-
	Redhead		X	X	X							X	X		-	-	-
	Ring-necked duck		X	X	X							X	X		-	-	-
	Ruddy duck		X	X	X							X	X		-	-	-
	Waterfowl	VERY HIGH	X	X	X							X	X		-	-	-
20	American white pelican	P	X	X	X	X						X	X	X	-	-	-
	Anhinga		X	X	X	X	X	X	X	X	X	X	X	X	-	-	-
	Brown pelican		X	X	X	X	X	X	X	X	X	X	X	X	-	-	-
	Double-crested cormorant		X	X	X							X	X	X	-	-	-
	Forster's tern		X	X	X	X						X	X		-	-	-
	Herring gull		X	X	X	X	X	X	X	X	X	X	X	X	-	-	-
	Laughing gull		X	X	X	X	X	X	X	X	X	X	X	X	-	-	-
	Osprey	P	X	X	X	X	X	X	X	X	X	X	X	X	MAY-JUL	-	-
	Ring-billed gull		X	X	X	X						X	X	X	-	-	-
	Royal tern		X	X	X	X	X	X	X	X	X	X	X	X	-	-	-
38	Black-bellied plover		X	X	X	X						X	X	X	-	-	-
	Black-necked stilt		X	X	X	X	X	X	X	X	X	X	X	X	-	-	-
	Dunlin		X	X	X	X						X	X	X	-	-	-
	Least sandpiper		X	X	X	X						X	X	X	-	-	-
	Lesser yellowlegs		X	X	X	X						X	X	X	-	-	-
	Long-billed curlew			X	X							X	X		-	-	-
	Marbled godwit			X	X					X	X	X			-	-	-
	Short-billed dowitcher		X	X	X	X						X	X	X	-	-	-
	Solitary sandpiper			X	X	X	X					X	X	X	-	-	-
	Stilt sandpiper			X	X	X						X	X	X	-	-	-
	Western sandpiper		X	X	X	X						X	X	X	-	-	-
	White-rumped sandpiper			X	X	X						X	X	X	-	-	-
	Wilson's snipe		X	X	X							X	X	X	-	-	-
47	Bufflehead		X	X	X							X	X		-	-	-
	Gadwall		X	X								X	X		-	-	-
	Greater scaup		X	X	X							X	X		-	-	-
	Hooded merganser		X	X	X	X						X	X	X	-	-	-
	Lesser scaup		X	X	X							X	X		-	-	-
	Red-breasted merganser		X	X	X							X	X	X	-	-	-
	Ruddy duck		X	X	X							X	X		-	-	-
49	American bittern		X	X	X							X			-	-	-
	Caspian tern		X	X	X	X	X	X	X	X	X	X	X	X	-	-	-
	Common moorhen		X	X	X	X	X	X	X	X	X	X	X	X	MAY-JUL	-	-
	King rail		X	X	X	X	X	X	X	X	X	X	X	X	APR-AUG	-	-
	Least bittern			X	X	X	X	X	X	X	X	X	X		-	-	-
	Mottled duck		X	X	X	X	X	X	X	X	X	X	X	X	APR-JUL	-	-
	Pied-billed grebe		X	X	X	X						X	X	X	-	-	-
	White ibis			X	X	X	X								-	-	-
50	Whooping crane	E		X	X	X	X	X							-	-	-
107	Black-crowned night-heron			X	X	X	X	X	X	X	X	X	X	X	APR-JUN	-	-
	Blue-winged teal		X	X								X			-	-	-
	Cattle egret			X	X	X	X	X	X	X	X				MAY-JUN	-	-
	Clapper rail		X	X	X	X	X	X	X	X	X	X	X	X	MAY-AUG	-	-
	Great blue heron		X	X	X	X	X	X	X	X	X	X	X	X	FEB-JUL	-	-
	Great egret		X	X	X	X	X	X	X	X	X	X	X	X	MAR-JUN	-	-
	Green-winged teal		X	X	X							X	X	X	-	-	-
	Killdeer		X	X	X	X	X	X	X	X	X	X	X	X	APR-AUG	-	-
	Little blue heron		X	X	X	X	X	X	X	X	X	X	X	X	MAR-JUL	-	-
	Purple gallinule			X	X	X	X	X							MAY-JUL	-	-
	Snowy egret		X	X	X	X	X	X	X	X	X	X	X	X	APR-JUN	-	-
	Tricolored heron		X	X	X	X	X	X	X	X	X	X	X	X	MAY-JUN	-	-
	Willet		X	X	X	X	X	X	X	X	X	X	X	X	MAY-AUG	-	-
	Yellow-crowned night-heron		X	X	X	X	X	X	X	X	X	X	X	X	APR-JUL	-	-

FISH:

RAR#	Species	S F Conc.	J	F	M	A	M	J	J	A	S	O	N	D	Spawning	Eggs	Larvae	Juveniles	Adults
22	American eel				1	1	1	1	1	1	1	1	1	1	-	-	-	-	MAR-OCT
	Black crappie				1	1	1	1	1	1					-	-	-	-	APR-SEP
	Bluegill		1	1	1	1							1		-	-	-	-	DEC-MAY
	Fringed flounder		2	2	2	2	2	2	2	2	2	2	2	2	-	-	-	-	JAN-DEC
	Gizzard shad		2	2	2	2	2	2	2	2	2	2	2	2	MAR-AUG	MAR-AUG	MAR-SEP	JAN-DEC	JAN-DEC
	Largemouth bass		1	2	2	2	2	2	2	2	2	2	2	2	-	-	-	-	-
	Rainwater killifish		2	2	2	2	2	2	2	2	2	2	2	2	-	-	-	-	JAN-DEC
	Redear sunfish		1	1	1	1	1	2	2	2	1	1	1	1	-	-	-	-	-
	Spotted sunfish		1	1	1										-	-	-	-	-
48	Atlantic bumper							2	2	3	3	1			-	-	-	-	JUL-NOV
	Bighead searobin		1	1	1	1	1	1	1	1	1	1	1	1	-	-	-	-	JAN-NOV
105	Atlantic croaker		4	4	4	4	4	4	4	4	4	4	3	3	-	-	AUG-APR	JAN-DEC	MAY-DEC
	Bay anchovy		4	4	4	4	4	4	4	4	4	4	4	4	FEB-SEP	FEB-NOV	FEB-DEC	JAN-DEC	JAN-DEC
	Bay whiff		2	2	2	3	3	3	3	3	3	3	2	2	-	-	DEC-APR	JAN-DEC	-
	Blue catfish		1	2	2	2	1	1				1	1		-	-	-	-	NOV-JUL
	Crevalle jack		2	2	2	2	2	2	2	2	2	2	2	2	JAN-DEC	MAY-SEP	MAY-SEP	JAN-DEC	MAY-SEP
	Darter goby		2	2	2	2	2	2	2	2	2	2	2	2	-	-	-	-	JAN-DEC
	Gafftopsail catfish				1	1	2	2	1	2	1	1			-	-	-	-	MAY-DEC
	Gray snapper				2	2	2	2	2	2	2	2	2	2	-	-	-	MAY-DEC	MAY-DEC
	Gulf killifish		3	3	3	3	3	3	3	3	3	3	3	3	MAR-SEP	MAR-SEP	MAR-OCT	JAN-DEC	JAN-DEC
	Gulf menhaden		2	4	4	4	3	3	3	3	4	3	4	4	-	SEP-FEB	OCT-MAY	FEB-DEC	FEB-OCT
	Gulf sturgeon		X	X	X	X	X	X	X	X	X	X	X	X	-	-	-	-	JAN-DEC
	Hardhead catfish	P T	2	2	3	3	3	3	3	3	3	3	2	2	APR-AUG	APR-AUG	APR-SEP	JAN-DEC	JAN-DEC
	Red drum		2	2	2	2	2	2	2	2	2	2	2	2	-	SEP-DEC	SEP-DEC	JAN-DEC	JUN-OCT
	Sand seatrout		2	2	4	4	4	4	3	3	3	2	2	2	FEB-SEP	FEB-SEP	FEB-SEP	JAN-DEC	JAN-DEC
	Silver perch		2	2	2	2	2	2	2	2	2	2	2	2	APR-AUG	APR-AUG	APR-AUG	JAN-DEC	JAN-DEC
	Southern flounder		2	2	2	2	2	2	2	2	2	2	2	2	-	-	NOV-MAR	JAN-DEC	JAN-DEC
	Southern hake		1	1	2	2	2					1	1		-	-	-	-	OCT-OCT
	Spot		4	4	4	4	4	4	4	3	3	3	3	3	-	-	NOV-APR	JAN-DEC	JAN-DEC
	Spotted seatrout		3	3	3	3	3	3	3	3	3	3	3	3	APR-AUG	APR-AUG	APR-OCT	JAN-DEC	JAN-DEC
	Striped anchovy		2	2	2	2	2	2	2	2	2	2	2	2	-	-	-	-	JAN-DEC

Biological information shown on the maps represents known concentration areas or occurrences, but does not necessarily represent the full distribution or range of each species. This is particularly important to recognize when considering potential impacts to protected species.

Alabama: ESIMAP 18 (cont.)

BIOLOGICAL RESOURCES: (cont.)

FISH: (cont.)

RAR#	Species	S F Conc.	J	F	M	A	M	J	J	A	S	O	N	D	Spawning	Eggs	Larvae	Juveniles	Adults
105	Striped mullet		3	3	3	3	3	3	3	3	3	3	3	3	-	-	DEC-APR	JAN-DEC	MAY-DEC
	Threadfin shad		2	2	2	2	2	2	2	2	2	2	2	2	-	-	-	-	JAN-DEC
	White mullet		1				1	2	2	2	2	2	2	1	-	-	-	-	MAY-JAN
113	Least puffer		2	2	2	2	2	2	2	2	2	2	2	2	-	-	-	-	JAN-DEC
	Pinfish		3	3	3	3	3	3	3	3	3	3	3	3	-	-	DEC-APR	JAN-DEC	MAR-OCT
	Skipjack herring		1	1	1	1	1	1		1			1		-	-	-	-	AUG-AUG
	Southern kingfish		2	2	2	3	3	3	2	2	2	2	2	2	-	-	-	-	DEC-JUN
	Star drum		2	2	2	2	2	2	2	2	2	2	2	2	-	-	-	-	JAN-DEC
141	Atlantic spadefish		2	2	2	2	2	2	2	2	2	2	2	2	-	-	-	-	JAN-DEC
	Gulf butterfish		2	2	2	3	2	2	2	2	2	2	2	2	-	-	-	-	JAN-DEC
	Harvestfish		1	1	1	2	2	2	2	2	2	2	2	2	-	-	-	JAN-DEC	-
	Ladyfish				1	1	2	2	1	1	1	1	1		-	-	-	-	MAR-NOV
	Scaled sardine				2	2	2	2	2	2	2	2	2		-	-	-	-	APR-NOV
	Sheepshead		2	2	3	3	3	2	3	3	2	2	2	2	FEB-MAR	FEB-APR	MAR-AUG	JAN-DEC	JAN-DEC
	Silver seatrout		1	1		1	1	1	1	2	2	2	1		-	-	-	-	MAY-FEB
	Spanish mackerel				2	2	2	2	2	2	2	2			-	-	-	-	AUG-OCT
146	Inland silverside		3	3	3	3	3	3	3	3	3	3	3	3	MAR-AUG	MAR-AUG	MAR-SEP	JAN-DEC	JAN-DEC
	Longnose killifish		1	1	1	1	1	1	1	1	1	1	1	1	-	-	-	-	-
	Rough silverside		1	1	2	2	2	2	2	2	1	1	1	1	-	-	-	-	APR-FEB

INVERTEBRATE:

RAR#	Species	S F Conc.	J	F	M	A	M	J	J	A	S	O	N	D	Spawning	Eggs	Larvae	Juveniles	Adults
26	Brown shrimp		2	4	4	4	4	4	4	4	4	4	4	2	-	-	FEB-NOV	MAR-NOV	JUN-AUG
	Pink shrimp		2	2	2	2	2	2	2	2	2	2	2	2	-	-	AUG-OCT	MAY-JAN	JAN-DEC
	White shrimp		2	2	2	2	3	3	4	4	4	4	3	2	-	-	-	JAN-DEC	JAN-MAY
105	Atlantic brief squid		2	2	2	2	2	2	2	2	2	2	2	2	-	-	-	-	JAN-DEC
	Blue crab		4	4	4	4	4	4	4	4	4	4	4	4	MAR-NOV	MAR-NOV	JAN-DEC	JAN-DEC	JAN-DEC

MARINE MAMMAL:

RAR#	Species	S F Conc.	J	F	M	A	M	J	J	A	S	O	N	D	Mating	Calving	Pupping	Molting
1	Bottlenose dolphin		X	X	X	X	X	X	X	X	X	X	X	X	MAR-SEP	MAR-SEP	-	-
	West Indian manatee	E VERY LOW			X	X	X	X	X	X	X	X	X		-	-	-	-

REPTILE:

RAR#	Species	S F Conc.	J	F	M	A	M	J	J	A	S	O	N	D	Nesting	Hatching	Interesting	Juveniles	Adults
18	Alabama red-bellied turtle	P E	X	X	X	X	X	X	X	X	X	X	X	X	APR-AUG	-	-	JAN-DEC	JAN-DEC

HUMAN USE RESOURCES:

BOAT RAMP:

HUN#	Name	Contact	Phone
10	BOAT RAMP		

MARINA:

HUN#	Name	Contact	Phone
41	EASTERN SHORE MARINA		
42	FAIR HARBOR MARINA		
43	FAIRHOPE PIER		
44	FAIRHOPE YACHT CLUB		

Biological information shown on the maps represents known concentration areas or occurrences, but does not necessarily represent the full distribution or range of each species. This is particularly important to recognize when considering potential impacts to protected species.