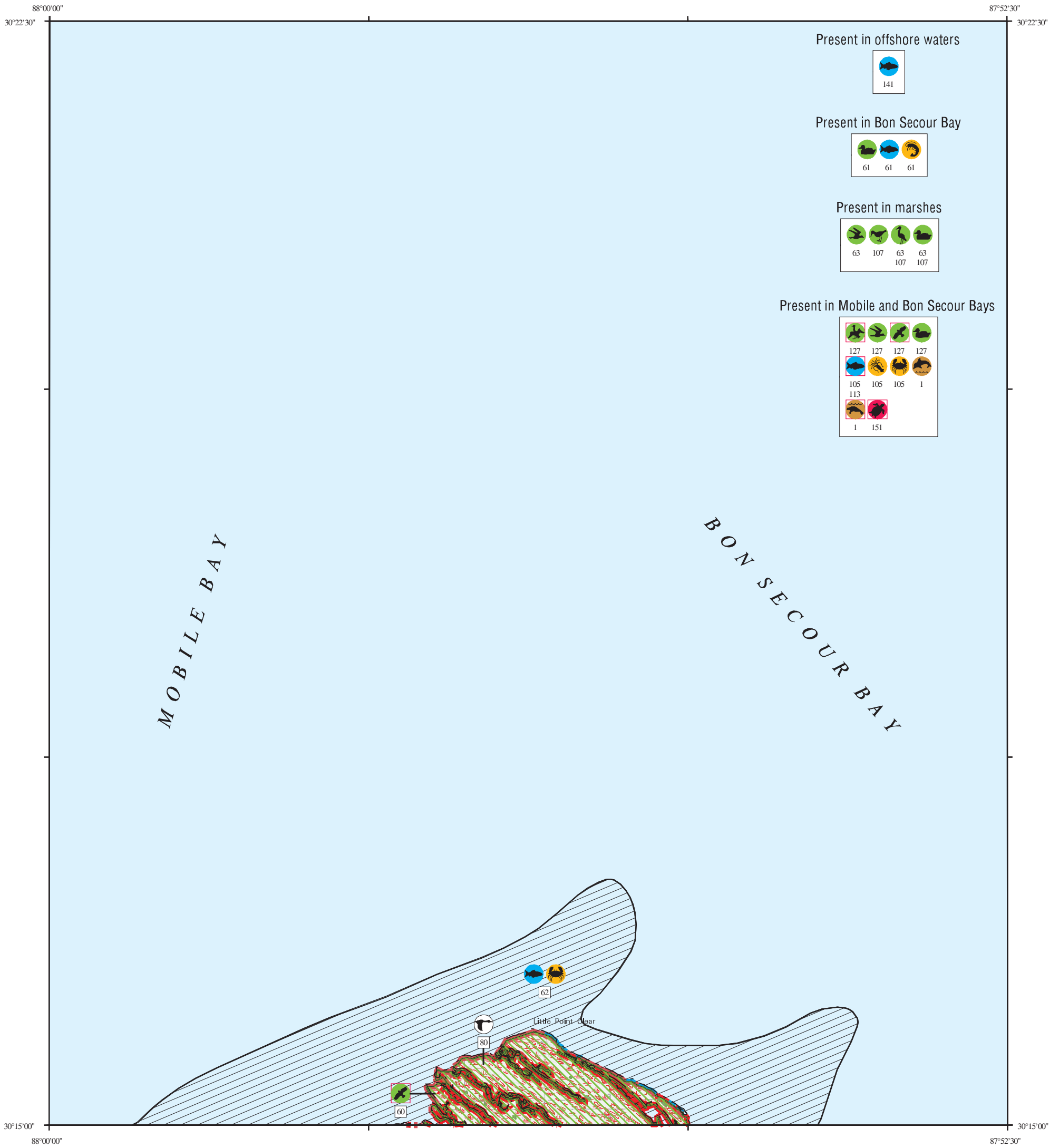


ENVIRONMENTAL SENSITIVITY INDEX MAP

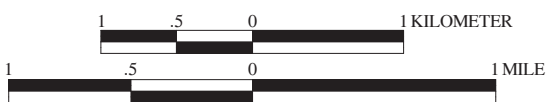


SHORELINE HABITATS (ESI)

- 1B EXPOSED, SOLID MAN-MADE STRUCTURES
- 2A EXPOSED WAVE-CUT PLATFORMS IN MUD OR CLAY
2B EXPOSED SCARPS AND STEEP SLOPES IN CLAY
- 3A FINE-TO MEDIUM-GRAINED SAND BEACHES
3B SCARPS AND STEEP SLOPES IN SAND
- 4 COARSE-GRAINED SAND BEACHES
- 5 MIXED SAND AND GRAVEL BEACHES
- 6B RIPRAP
- 7 EXPOSED TIDAL FLATS
- 8A SHELTERED SCARPS IN MUD OR CLAY
- 8B SHELTERED, SOLID MAN-MADE STRUCTURES
- 8C SHELTERED RIPRAP
- 9A SHELTERED TIDAL FLATS
9B SHELTERED, VEGETATED LOW BANKS
- 10A SALT-AND BRACKISH-WATER MARSHES
- 10B FRESHWATER MARSHES
- 10C SWAMPS
- 10D SCRUB-SHRUB WETLANDS

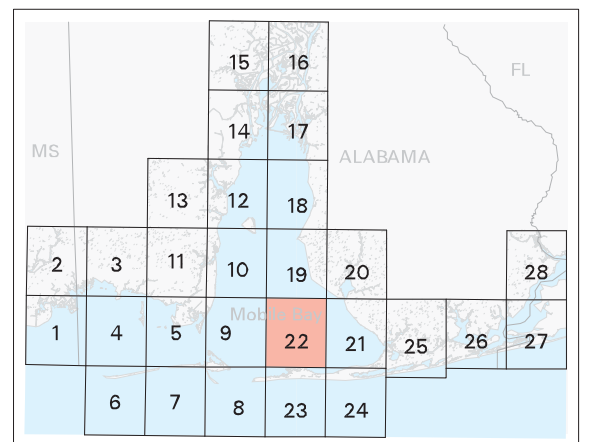


SCALE 1:50000



Not For Navigation
Published: August 2007

Published at Seattle, Washington
National Oceanic and Atmospheric Administration
National Ocean Service
Office of Response and Restoration
Emergency Response Division



Alabama: ESIMAP 22

BIOLOGICAL RESOURCES:

BIRD:

RAR#	Species	S F Conc.	J	F	M	A	M	J	J	A	S	O	N	D	Nesting	Migrating	Molting
60	Bald eagle	P T	X	X	X	X	X	X	X	X	X	X	X	X	-	-	-
	Osprey	P	X	X	X	X	X	X	X	X	X	X	X	X	MAY-JUL	-	-
61	Black scoter		X	X								X	X	-	-	-	
	White-winged scoter		X	X								X	X	-	-	-	
63	American bittern		X	X	X								X	-	-	-	
	Caspian tern		X	X	X	X	X	X	X	X	X	X	X	-	-	-	
	Green heron		X	X	X	X	X	X	X	X	X	X	X	MAY-JUL	-	-	
	King rail		X	X	X	X	X	X	X	X	X	X	X	-	-	-	
	Least bittern		X	X	X	X	X	X	X	X	X	X	X	-	-	-	
	Mottled duck		X	X	X	X	X	X	X	X	X	X	X	APR-JUL	-	-	
	White ibis		X	X	X									-	-	-	
107	Black-crowned night-heron		X	X	X	X	X	X	X	X	X	X	X	APR-JUN	-	-	
	Blue-winged teal		X	X										-	-	-	
	Cattle egret		X	X	X	X	X	X	X	X	X	X	X	MAY-JUN	-	-	
	Clapper rail		X	X	X	X	X	X	X	X	X	X	X	MAY-AUG	-	-	
	Great blue heron		X	X	X	X	X	X	X	X	X	X	X	FEB-JUL	-	-	
	Great egret		X	X	X	X	X	X	X	X	X	X	X	MAR-JUN	-	-	
	Green-winged teal		X	X	X							X	X	-	-	-	
	Killdeer		X	X	X	X	X	X	X	X	X	X	X	APR-AUG	-	-	
	Little blue heron		X	X	X	X	X	X	X	X	X	X	X	MAR-JUL	-	-	
	Purple gallinule		X	X	X	X	X	X	X	X	X	X	X	MAY-JUL	-	-	
	Snowy egret		X	X	X	X	X	X	X	X	X	X	X	APR-JUN	-	-	
	Tricolored heron		X	X	X	X	X	X	X	X	X	X	X	MAY-JUN	-	-	
	Willet		X	X	X	X	X	X	X	X	X	X	X	MAY-AUG	-	-	
	Yellow-crowned night-heron		X	X	X	X	X	X	X	X	X	X	X	APR-JUL	-	-	
127	American white pelican	P	X	X	X							X	X	-	-	-	
	Bonaparte's gull		X	X	X	X						X	X	-	-	-	
	Brown pelican		X	X	X	X	X	X	X	X	X	X	X	-	-	-	
	Bufflehead		X	X	X							X	X	-	-	-	
	Canvasback		X	X	X							X	X	-	-	-	
	Common goldeneye		X	X	X							X	X	-	-	-	
	Common loon		X	X	X	X				X	X	X	X	-	-	-	
	Double-crested cormorant		X	X	X					X	X	X	X	-	-	-	
	Forster's tern		X	X	X					X	X	X	X	-	-	-	
	Greater scaup		X	X	X					X	X	X	X	-	-	-	
	Herring gull		X	X	X	X	X	X	X	X	X	X	X	-	-	-	
	Hooded merganser		X	X	X					X	X	X	X	-	-	-	
	Horned grebe		X	X	X	X				X	X	X	X	-	-	-	
	Laughing gull		X	X	X	X	X	X	X	X	X	X	X	-	-	-	
	Lesser scaup		X	X	X					X	X	X	X	-	-	-	
	Osprey	P	X	X	X	X	X	X	X	X	X	X	X	-	-	-	
	Red-breasted merganser		X	X	X					X	X	X	X	-	-	-	
	Redhead		X	X	X					X	X	X	X	-	-	-	
	Ring-billed gull		X	X	X	X	X	X	X	X	X	X	X	-	-	-	
	Royal tern		X	X	X	X	X	X	X	X	X	X	X	-	-	-	
	Ruddy duck		X	X	X					X	X	X	X	-	-	-	

FISH:

RAR#	Species	S F Conc.	J	F	M	A	M	J	J	A	S	O	N	D	Spawning	Eggs	Larvae	Juveniles	Adults
61	Atlantic bumper							3	3	3	3	2	2	2	-	-	-	-	JUN-DEC
	Atlantic stingray		2	2	2	2	2	2	2	2	2	2	2	2	-	-	-	-	JAN-DEC
	Bighead searobin		2	2	2	2	1	1	1	1	1	1	1	2	-	-	-	-	-
	Florida pompano				2	2	2	2	2	2	2	2	2	2	APR-SEP	APR-SEP	APR-SEP	APR-OCT	APR-OCT
	Fringed flounder		2	2	2	2	2	2	2	2	2	2	2	2	-	-	-	-	JAN-DEC
	Gulf flounder		2	2	2	2	2	2	2	2	2	2	2	2	-	-	-	-	FEB-OCT
	Highfin goby		2	2	2	2	2	2	2	2	2	2	2	2	-	-	-	-	JAN-DEC
	Inshore lizardfish		2	2	2	2	2	2	2	2	2	2	2	2	-	-	-	-	JAN-DEC
	Lane snapper						1	2	2	2	1	1	1	1	-	-	-	-	JUL-DEC
	Lined seahorse		1	1	1	1	1	1	1	1	1	1	1	1	-	-	-	-	JAN-DEC
	Longnose anchovy		2	2	2	2	2	2	2	2	2	2	2	2	-	-	-	-	-
	Pigfish		1			1	1	1	1	1	1	1	1	1	-	-	-	-	MAY-JAN
	Speckled worm eel		2	2	2	2	1	1	1	1	1	1	1	1	-	-	-	-	SEP-JUN
62	Inland silverside		3	3	3	3	3	3	3	3	3	3	3	3	MAR-AUG	MAR-AUG	MAR-SEP	JAN-DEC	JAN-DEC
	Longnose killifish		2	2	2	2	2	2	2	2	2	2	2	2	-	-	-	-	JAN-DEC
	Marsh killifish		1												-	-	-	-	MAR-MAR
	Rough silverside		1	1	1	1	1	1	1	1	1	1	1	1	-	-	-	-	JAN-DEC
105	Atlantic croaker		4	4	4	4	4	4	4	4	4	4	3	3	-	-	AUG-APR	JAN-DEC	MAY-DEC
	Bay anchovy		4	4	4	4	4	4	4	4	4	4	4	4	FEB-SEP	FEB-NOV	FEB-DEC	JAN-DEC	JAN-DEC
	Bay whiff		2	2	3	3	3	3	3	3	3	3	3	2	-	-	DEC-APR	JAN-DEC	-
	Blue catfish		1	2	2	2	1	1	1	1	1	1	1	1	-	-	-	-	NOV-JUL
	Crevalle jack		2	2	2	2	2	2	2	2	2	2	2	2	JAN-DEC	MAY-SEP	MAY-SEP	JAN-DEC	MAY-SEP
	Darter goby		2	2	2	2	2	2	2	2	2	2	2	2	-	-	-	-	JAN-DEC
	Gafftopsail catfish				1	1	2	2	1	2	1	1	1	1	-	-	-	-	MAY-DEC
	Gray snapper				2	2	2	2	2	2	2	2	2	2	-	-	-	MAY-DEC	MAY-DEC
	Gulf killifish		3	3	3	3	3	3	3	3	3	3	3	3	MAR-SEP	MAR-SEP	MAR-OCT	JAN-DEC	JAN-DEC
	Gulf menhaden		2	4	4	4	3	3	3	4	3	4	3	4	-	SEP-FEB	OCT-MAY	FEB-DEC	FEB-OCT
	Gulf sturgeon	P T	X	X	X	X	X	X	X	X	X	X	X	X	-	-	-	-	JAN-DEC
	Hardhead catfish		2	2	2	3	3	3	3	3	3	3	3	2	APR-AUG	APR-AUG	APR-SEP	JAN-DEC	JAN-DEC
	Red drum		2	2	2	2	2	2	2	2	2	2	2	2	-	SEP-DEC	SEP-DEC	JAN-DEC	JUN-OCT
	Sand seatrout		2	2	4	4	4	4	4	3	3	3	2	2	FEB-SEP	FEB-SEP	FEB-SEP	JAN-DEC	JAN-DEC
	Silver perch		2	2	2	2	2	2	2	2	2	2	2	2	APR-AUG	APR-AUG	APR-AUG	JAN-DEC	JAN-DEC
	Southern flounder		2	2	2	2	2	2	2	2	2	2	2	2	-	-	NOV-MAR	JAN-DEC	JAN-DEC
	Southern hake		1	1	2	2	2				1	1	1	1	-	-	-	-	OCT-OCT
	Spot		4	4	4	4	4	4	4	3	3	3	3	3	-	-	NOV-APR	JAN-DEC	JAN-DEC
	Spotted seatrout		3	3	3	3	3	3	3	3	3	3	3	3	APR-AUG	APR-AUG	APR-OCT	JAN-DEC	JAN-DEC
	Striped anchovy		2	2	2	2	2	2	2	2	2	2	2	2	-	-	-	-	JAN-DEC
	Striped mullet		3	3	3	3	3	3	3	3	3	3	3	3	-	-	DEC-APR	JAN-DEC	MAY-DEC
	Threadfin shad		2	2	2	2	2	2	2	2	2	2	2	2	-	-	-	-	JAN-DEC
	White mullet		1			1	2	2	2	2	2	2	2	1	-	-	-	-	MAY-JAN
113	Least puffer		2	2	2	2	2	2	2	2	2	2	2	2	-	-	-	-	JAN-DEC
	Pinfish		3	3	3	3	3	3	3	3	3	3	3	3	-	-	DEC-APR	JAN-DEC	MAR-OCT
	Skipjack herring		1	1	1	1	1	1	1	1	1	1	1	1	-	-	-	-	AUG-AUG
	Southern kingfish		2	2	2	2	3	3	3	2	2	2	2	2	-	-	-	-	DEC-JUN
	Star drum		2	2	2	2	2	2	2	2	2	2	2	2	-	-	-	-	JAN-DEC
141	Atlantic spadefish		2	2	2	2	2	2	2	2	2	2	2	2	-	-	-	-	JAN-DEC
	Gulf butterflyfish		2	2	2	3	3	2	2	2	2	2	2	2	-	-	-	-	JAN-DEC
	Harvestfish		1	1	1	2	2	2	2	2	2	2	2	2	-	-	-	JAN-DEC	-
	Ladyfish				1	1	2	2	1	1	1	1	1	1	-	-	-	-	MAR-NOV
	Scaled sardine				2	2	2	2	2	2	2	2	2	2	-	-	-	-	APR-NOV
	Sheepshead		2	2	3	3	3	3	2	3	2	2	2	2	FEB-MAR	FEB-APR	MAR-AUG	JAN-DEC	JAN-NOV
	Silver seatrout		1	1			1	1	1	1	2	2	2	1	-	-	-	-	MAY-FEB
	Spanish mackerel				2	2	2	2	2	2	2	2	2	2	-	-	-	APR-OCT	AUG-OCT

Biological information shown on the maps represents known concentration areas or occurrences, but does not necessarily represent the full distribution or range of each species. This is particularly important to recognize when considering potential impacts to protected species.

Alabama: ESIMAP 22 (cont.)

BIOLOGICAL RESOURCES: (cont.)

INVERTEBRATE:

RAR#	Species	S F Conc.	J	F	M	A	M	J	J	A	S	O	N	D	Spawning	Eggs	Larvae	Juveniles	Adults
61	Brown shrimp		2	4	4	4	4	4	4	4	4	4	4	2	-	-	FEB-NOV	MAR-NOV	JUN-AUG
	Pink shrimp		1	1	2	2	2	2	2	2	2	2	2	2	MAR-NOV	MAR-NOV	MAR-NOV	JAN-DEC	JAN-DEC
	White shrimp		2	2	2	2	2	2	2	2	2	2	2	2	-	-	-	JAN-DEC	JAN-JUN
62	Thinstripe hermit		2	2	2	2	2	2	2	2	2	2	2	2	-	-	-	-	JAN-DEC
105	Atlantic brief squid		2	2	2	2	2	2	2	2	2	2	2	2	-	-	-	-	JAN-DEC
	Blue crab		4	4	4	4	4	4	4	4	4	4	4	4	MAR-NOV	MAR-NOV	JAN-DEC	JAN-DEC	JAN-DEC

MARINE MAMMAL:

RAR#	Species	S F Conc.	J	F	M	A	M	J	J	A	S	O	N	D	Mating	Calving	Pupping	Molting
1	Bottlenose dolphin		X	X	X	X	X	X	X	X	X	X	X	X	MAR-SEP	MAR-SEP	-	-
	West Indian manatee	E VERY LOW						X	X	X	X	X	X	X	-	-	-	-

REPTILE:

RAR#	Species	S F Conc.	J	F	M	A	M	J	J	A	S	O	N	D	Nesting	Hatching	Interesting	Juveniles	Adults
151	Green sea turtle	P T						X	X	X	X	X	X	X	-	-	-	MAR-NOV	APR-SEP
	Kemp's ridley sea turtle	P E						X	X	X	X	X	X	X	-	-	-	MAR-NOV	APR-SEP
	Leatherback sea turtle	P E						X	X	X	X	X	X	X	-	-	-	MAR-NOV	-
	Loggerhead sea turtle	P T						X	X	X	X	X	X	X	-	-	-	MAR-NOV	APR-SEP

HUMAN USE RESOURCES:

WILDLIFE REFUGE:

HUN#	Name	Contact	Phone
80	BON SECOUR NATIONAL WILDLIFE REFUGE	USFWS	251/540-7720

Biological information shown on the maps represents known concentration areas or occurrences, but does not necessarily represent the full distribution or range of each species. This is particularly important to recognize when considering potential impacts to protected species.