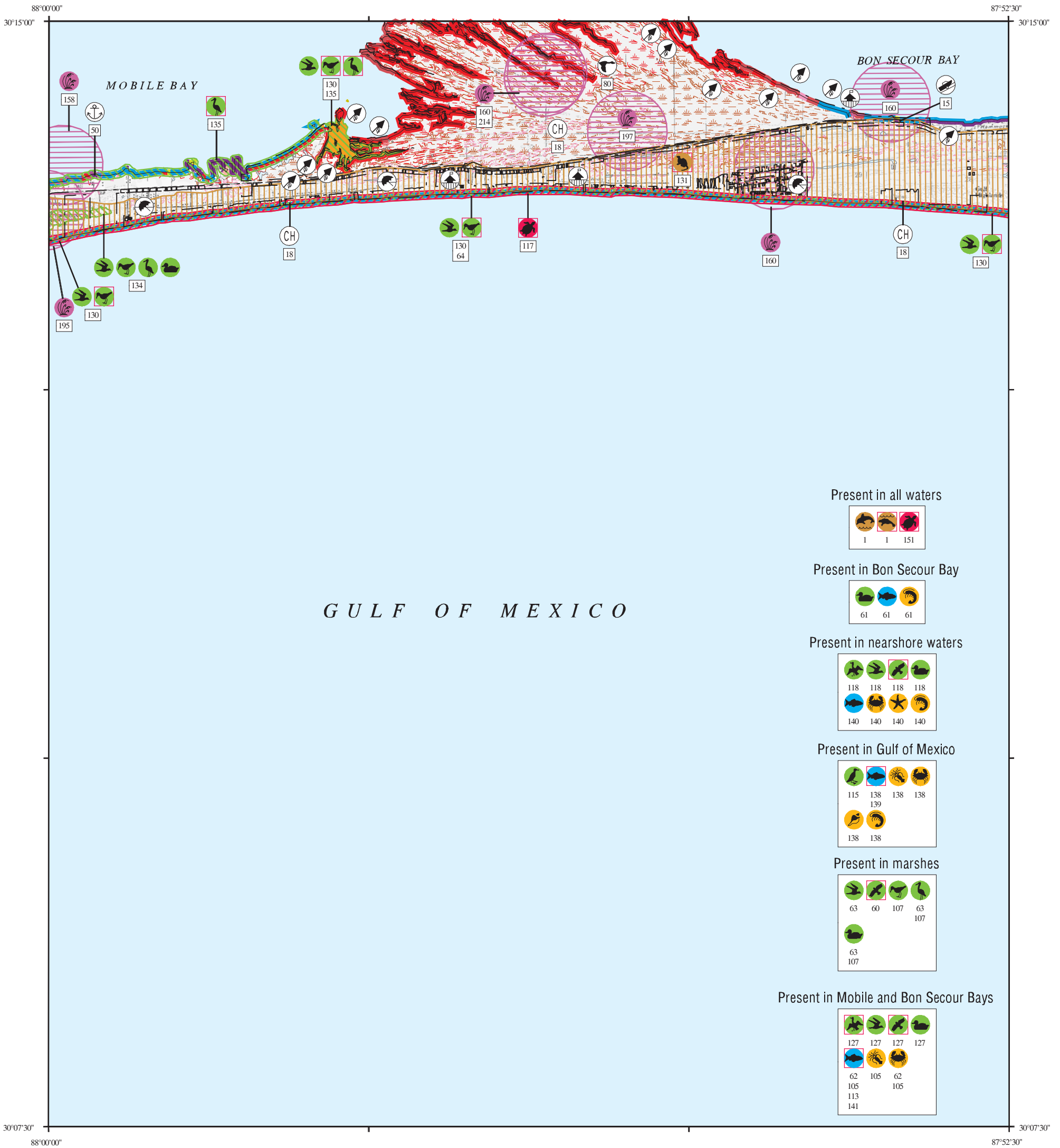


ENVIRONMENTAL SENSITIVITY INDEX MAP




Present in all waters




Present in Bon Secour Bay



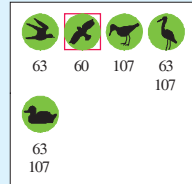
Present in nearshore waters




Present in Gulf of Mexico



Present in marshes



Present in Mobile and Bon Secour Bays

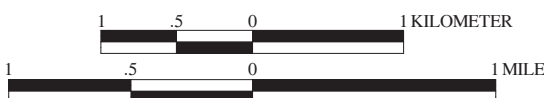


SHORELINE HABITATS (ESI)

- 1B EXPOSED, SOLID MAN-MADE STRUCTURES
- 2A EXPOSED WAVE-CUT PLATFORMS IN MUD OR CLAY
2B EXPOSED SCARPS AND STEEP SLOPES IN CLAY
- 3A FINE-TO MEDIUM-GRAINED SAND BEACHES
3B SCARPS AND STEEP SLOPES IN SAND
- 4 COARSE-GRAINED SAND BEACHES
- 5 MIXED SAND AND GRAVEL BEACHES
- 6B RIPRAP
- 7 EXPOSED TIDAL FLATS
- 8A SHELTERED SCARPS IN MUD OR CLAY
8B SHELTERED, SOLID MAN-MADE STRUCTURES
8C SHELTERED RIPRAP
- 9A SHELTERED TIDAL FLATS
9B SHELTERED, VEGETATED LOW BANKS
- 10A SALT-AND BRACKISH-WATER MARSHES
10B FRESHWATER MARSHES
- 10C SWAMPS
- 10D SCRUB-SHRUB WETLANDS

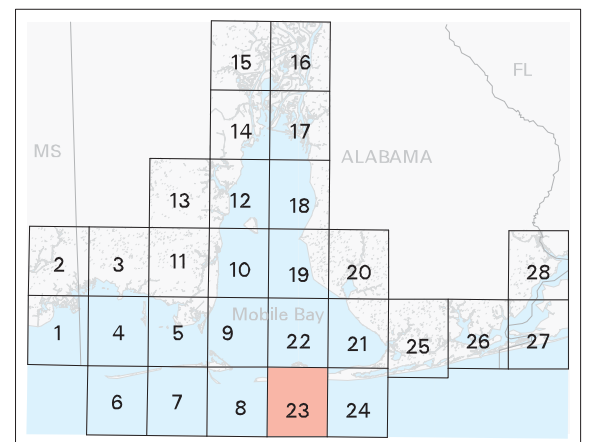


SCALE 1:50000



Not For Navigation
Published: August 2007

Published at Seattle, Washington
National Oceanic and Atmospheric Administration
National Ocean Service
Office of Response and Restoration
Emergency Response Division



Alabama: ESIMAP 23

BIOLOGICAL RESOURCES:

BIRD:

RAR#	Species	S F Conc.	J	F	M	A	M	J	J	A	S	O	N	D	Nesting	Migrating	Molting
60	Bald eagle	P T	X	X	X	X	X	X	X	X	X	X	X	X	-	-	-
	Osprey	P	X	X	X	X	X	X	X	X	X	X	X	X	MAY-JUL	-	-
61	Black scoter		X	X									X	X	-	-	-
	White-winged scoter		X	X									X	X	-	-	-
63	American bittern		X	X	X								X		-	-	-
	Caspian tern		X	X	X	X	X	X	X	X	X	X	X	X	-	-	-
	Green heron		X	X	X	X	X	X	X	X	X	X	X	X	MAY-JUL	-	-
	King rail		X	X	X	X	X	X	X	X	X	X	X	X	-	-	-
	Least bittern				X	X	X	X	X	X	X	X	X	X	-	-	-
	Mottled duck		X	X	X	X	X	X	X	X	X	X	X	X	APR-JUL	-	-
	White ibis				X	X	X								-	-	-
64	Sandwich tern		X	X	X	X	X	X	X	X	X	X	X	X	-	-	-
107	Black-crowned night-heron		X	X	X	X	X	X	X	X	X	X	X	X	APR-JUN	-	-
	Blue-winged teal		X	X									X		-	-	-
	Cattle egret				X	X	X	X	X	X	X	X	X	X	MAY-JUN	-	-
	Clapper rail		X	X	X	X	X	X	X	X	X	X	X	X	MAY-AUG	-	-
	Great blue heron		X	X	X	X	X	X	X	X	X	X	X	X	FEB-JUL	-	-
	Great egret		X	X	X	X	X	X	X	X	X	X	X	X	MAR-JUN	-	-
	Green-winged teal		X	X	X							X	X	X	-	-	-
	Killdeer		X	X	X	X	X	X	X	X	X	X	X	X	APR-AUG	-	-
	Little blue heron		X	X	X	X	X	X	X	X	X	X	X	X	MAR-JUL	-	-
	Purple gallinule				X	X	X	X	X						MAY-JUL	-	-
	Snowy egret		X	X	X	X	X	X	X	X	X	X	X	X	APR-JUN	-	-
	Tricolored heron		X	X	X	X	X	X	X	X	X	X	X	X	MAY-JUN	-	-
	Willet		X	X	X	X	X	X	X	X	X	X	X	X	MAY-AUG	-	-
	Yellow-crowned night-heron		X	X	X	X	X	X	X	X	X	X	X	X	APR-JUL	-	-
115	Magnificent frigatebird				X	X	X	X	X	X					-	-	-
	Northern gannet	COMMON	X	X	X	X				X	X	X	X	X	-	-	-
118	Bonaparte's gull		X	X	X	X							X	X	-	-	-
	Brown pelican		X	X	X	X	X	X	X	X	X	X	X	X	-	-	-
	Common loon		X	X	X	X				X	X	X	X	X	-	-	-
	Double-crested cormorant		X	X	X					X	X	X	X	X	-	-	-
	Herring gull		X	X	X	X	X	X	X	X	X	X	X	X	-	-	-
	Laughing gull		X	X	X	X	X	X	X	X	X	X	X	X	-	-	-
	Osprey	P	X	X	X	X	X	X	X	X	X	X	X	X	-	-	-
	Red-breasted merganser		X	X	X					X	X	X			-	-	-
	Ring-billed gull		X	X	X	X	X	X	X	X	X	X	X	X	-	-	-
	Royal tern		X	X	X	X	X	X	X	X	X	X	X	X	-	-	-
	Surf scoter		X	X									X	X	-	-	-
	White-winged scoter		X	X									X	X	-	-	-
127	American white pelican	P	X	X	X	X					X	X	X	X	-	-	-
	Bonaparte's gull		X	X	X	X							X	X	-	-	-
	Brown pelican		X	X	X	X	X	X	X	X	X	X	X	X	-	-	-
	Bufflehead		X	X	X								X	X	-	-	-
	Canvasback		X	X	X								X	X	-	-	-
	Common goldeneye		X	X	X								X	X	-	-	-
	Common loon		X	X	X	X					X	X	X	X	-	-	-
	Double-crested cormorant		X	X	X						X	X	X	X	-	-	-
	Forster's tern		X	X	X	X							X	X	-	-	-
	Greater scaup		X	X	X								X	X	-	-	-
	Herring gull		X	X	X	X	X	X	X	X	X	X	X	X	-	-	-
	Hooded merganser		X	X	X								X	X	-	-	-
	Horned grebe		X	X	X	X					X	X	X	X	-	-	-
	Laughing gull		X	X	X	X	X	X	X	X	X	X	X	X	-	-	-
	Lesser scaup		X	X	X								X	X	-	-	-
	Osprey	P	X	X	X	X	X	X	X	X	X	X	X	X	-	-	-
	Red-breasted merganser		X	X	X								X	X	-	-	-
	Redhead		X	X	X								X	X	-	-	-
	Ring-billed gull		X	X	X	X	X	X	X	X	X	X	X	X	-	-	-
	Royal tern		X	X	X	X	X	X	X	X	X	X	X	X	-	-	-
	Ruddy duck		X	X	X								X	X	-	-	-
130	American oystercatcher	P	X	X	X	X	X	X	X	X	X	X	X	X	-	-	-
	Black tern		X	X	X	X					X	X	X	X	-	-	-
	Black-bellied plover		X	X	X	X							X	X	-	-	-
	Dunlin		X	X	X	X						X	X	X	-	-	-
	Greater yellowlegs		X	X	X	X						X	X	X	-	-	-
	Least sandpiper		X	X	X	X						X	X	X	-	-	-
	Lesser yellowlegs		X	X	X	X					X	X	X	X	-	-	-
	Red knot		X	X	X								X		-	-	-
	Ruddy turnstone		X	X	X								X	X	-	-	-
	Sanderling		X	X	X	X				X	X	X	X	X	-	-	-
	Semipalmated plover		X	X	X	X						X	X	X	-	-	-
	Semipalmated sandpiper		X	X	X	X						X	X	X	-	-	-
	Short-billed dowitcher		X	X	X	X						X	X	X	-	-	-
	Spotted sandpiper		X	X	X	X				X	X	X	X	X	-	-	-
	Western sandpiper		X	X	X	X	X	X	X	X	X	X	X	X	-	-	-
	Whimbrel		X	X	X	X	X	X	X	X	X	X	X	X	-	-	-
	Willet		X	X	X	X	X	X	X	X	X	X	X	X	-	-	-
134	Caspian tern		X	X	X	X	X	X	X	X	X	X	X	X	-	-	-
	Clapper rail		X	X	X	X	X	X	X	X	X	X	X	X	MAY-AUG	-	-
	Great blue heron		X	X	X	X	X	X	X	X	X	X	X	X	FEB-JUL	-	-
	Great egret		X	X	X	X	X	X	X	X	X	X	X	X	MAR-JUN	-	-
	Killdeer		X	X	X	X	X	X	X	X	X	X	X	X	APR-AUG	-	-
	Mottled duck		X	X	X	X	X	X	X	X	X	X	X	X	APR-JUL	-	-
	Snowy egret		X	X	X	X	X	X	X	X	X	X	X	X	APR-JUN	-	-
	Tricolored heron		X	X	X	X	X	X	X	X	X	X	X	X	MAY-JUN	-	-
	Willet		X	X	X	X	X	X	X	X	X	X	X	X	MAY-AUG	-	-
135	Reddish egret	P	X	X	X	X	X								-	-	-

FISH:

RAR#	Species	S F Conc.	J	F	M	A	M	J	J	A	S	O	N	D	Spawning	Eggs	Larvae	Juveniles	Adults
61	Atlantic bumper							3	3	3	3	2	2	2	-	-	-	-	JUN-DEC
	Atlantic stingray		2	2	2	2	2	2	2	2	2	2	2	2	-	-	-	-	JAN-DEC
	Bighead searobin		2	2	2	2	1	1	1	1	1	1	2	-	-	-	-	-	
	Florida pompano				2	2	2	2	2	2					APR-SEP	APR-SEP	APR-SEP	APR-OCT	APR-OCT
	Fringed flounder		2	2	2	2	2	2	2	2	2	2	2	2	-	-	-	-	JAN-DEC
	Gulf flounder				2	2	2	2	2	2					-	-	-	-	FEB-OCT
	Highfin goby		2	2	2	2	2	2	2	2	2	2	2	2	-	-	-	-	JAN-DEC
	Inshore lizardfish		2	2	2	2	2	2	2	2	2	2	2	2	-	-	-	-	JAN-DEC
	Lane snapper						1	2	2	2	1	1			-	-	-	-	JUL-DEC
	Lined seahorse		1	1	1	1	1	1	1	1	1	1	1	1	-	-	-	-	JAN-DEC
	Longnose anchovy		2	2	2	2	2	2	2	2	2	2	2	2	-	-	-	-	-
	Pigfish		1			1	1	1	1	1	1	1	1	1	-	-	-	-	MAY-JAN
	Speckled worm eel		2	2	2	2	1			1	1	1	1	1	-	-	-	-	SEP-JUN
62	Inland silverside		3	3	3	3	3	3	3	3	3	3	3	3	MAR-AUG	MAR-AUG	MAR-SEP	JAN-DEC	JAN-DEC
	Longnose killifish		2	2	2	2	2	2	2	2	2	2	2	2	-	-	-	-	JAN-DEC
	Marsh killifish				1										-	-	-	-	MAR-MAR
	Rough silverside		1	1	1	1	1	1	1	1	1	1	1	1	-	-	-	-	JAN-DEC

Biological information shown on the maps represents known concentration areas or occurrences, but does not necessarily represent the full distribution or range of each species. This is particularly important to recognize when considering potential impacts to protected species.

Alabama: ESIMAP 23 (cont.)

BIOLOGICAL RESOURCES: (cont.)

FISH: (cont.)

RAR#	Species	S F Conc.	J	F	M	A	M	J	J	A	S	O	N	D	Spawning	Eggs	Larvae	Juveniles	Adults
105	Atlantic croaker		4	4	4	4	4	4	4	4	4	4	3	3	-	-	AUG-APR	JAN-DEC	MAY-DEC
	Bay anchovy		4	4	4	4	4	4	4	4	4	4	4	4	FEB-SEP	FEB-NOV	FEB-DEC	JAN-DEC	JAN-DEC
	Bay whiff		2	2	2	3	3	3	3	3	3	3	3	2	-	-	DEC-APR	JAN-DEC	-
	Blue catfish		1	2	2	2	1	1	-	-	-	-	-	1	1	-	-	-	NOV-JUL
	Crevalle jack		2	2	2	2	2	2	2	2	2	2	2	2	JAN-DEC	MAY-SEP	MAY-SEP	JAN-DEC	MAY-SEP
	Darter goby		2	2	2	2	2	2	2	2	2	2	2	2	-	-	-	-	JAN-DEC
	Gafftopsail catfish		1	1	2	2	1	2	1	2	1	2	1	1	-	-	-	-	MAY-DEC
	Gray snapper		2	2	2	2	2	2	2	2	2	2	2	2	-	-	-	MAY-DEC	MAY-DEC
	Gulf killifish		3	3	3	3	3	3	3	3	3	3	3	3	MAR-SEP	MAR-SEP	MAR-OCT	JAN-DEC	JAN-DEC
	Gulf menhaden		2	4	4	4	3	3	3	3	4	3	4	4	-	SEP-FEB	OCT-MAY	FEB-DEC	FEB-OCT
	Gulf sturgeon	P T	X	X	X	X	X	X	X	X	X	X	X	X	-	-	-	-	JAN-DEC
	Hardhead catfish		2	2	2	3	3	3	3	3	3	3	3	2	APR-AUG	APR-AUG	APR-SEP	JAN-DEC	JAN-DEC
	Red drum		2	2	2	2	2	2	2	2	2	2	2	2	-	SEP-DEC	SEP-DEC	JAN-DEC	JUN-OCT
	Sand seatrout		2	2	4	4	4	4	4	3	3	3	2	2	FEB-SEP	FEB-SEP	FEB-SEP	JAN-DEC	JAN-DEC
	Silver perch		2	2	2	2	2	2	2	2	2	2	2	2	APR-AUG	APR-AUG	APR-AUG	JAN-DEC	JAN-DEC
	Southern flounder		2	2	2	2	2	2	2	2	2	2	2	2	-	-	NOV-MAR	JAN-DEC	JAN-DEC
	Southern hake		1	1	2	2	2	-	-	-	-	-	-	1	1	-	-	-	OCT-OCT
	Spot		4	4	4	4	4	4	4	3	3	3	3	3	-	-	NOV-APR	JAN-DEC	JAN-DEC
	Spotted seatrout		3	3	3	3	3	3	3	3	3	3	3	3	APR-AUG	APR-AUG	APR-OCT	JAN-DEC	JAN-DEC
	Striped anchovy		2	2	2	2	2	2	2	2	2	2	2	2	-	-	-	-	JAN-DEC
	Striped mullet		3	3	3	3	3	3	3	3	3	3	3	3	-	-	DEC-APR	JAN-DEC	MAY-DEC
	Threadfin shad		2	2	2	2	2	2	2	2	2	2	2	2	-	-	-	-	JAN-DEC
	White mullet		1	-	1	2	2	2	2	2	2	2	1	1	-	-	-	-	MAY-JAN
113	Least puffer		2	2	2	2	2	2	2	2	2	2	2	2	-	-	-	-	JAN-DEC
	Pinfish		3	3	3	3	3	3	3	3	3	3	3	3	-	-	DEC-APR	JAN-DEC	MAR-OCT
	Skipjack herring		1	1	1	1	1	1	-	-	-	-	-	1	-	-	-	-	AUG-AUG
	Southern kingfish		2	2	2	2	3	3	3	2	2	2	2	2	-	-	-	-	JAN-DEC
	Star drum		2	2	2	2	2	2	2	2	2	2	2	2	-	-	-	-	JAN-DEC
138	Atlantic croaker		4	4	4	4	4	4	3	3	3	3	3	3	SEP-APR	SEP-APR	OCT-APR	JAN-DEC	JAN-DEC
	Atlantic sharpnose shark		2	2	2	2	2	2	2	2	2	2	2	2	-	-	-	-	MAR-OCT
	Atlantic stingray		2	2	2	2	2	2	2	2	2	2	2	2	-	-	-	-	JAN-DEC
	Bay anchovy		4	4	4	4	4	4	4	4	4	4	4	4	FEB-SEP	FEB-NOV	FEB-DEC	JAN-DEC	JAN-DEC
	Bay whiff		3	3	3	3	3	3	3	3	3	3	3	3	-	-	-	JAN-DEC	-
	Bighead searobin		2	2	2	2	2	2	2	2	2	2	2	2	-	-	-	-	FEB-DEC
	Blacktip shark		2	2	2	2	2	2	2	2	2	2	2	2	-	-	-	-	MAR-OCT
	Blue runner		2	2	-	-	-	-	-	-	-	-	-	2	2	-	-	-	SEP-OCT
	Bonnethead shark		1	-	-	-	-	-	-	-	-	-	-	1	-	-	-	-	OCT-OCT
	Broad flounder		1	1	1	1	1	1	-	-	-	-	-	-	-	-	-	-	JAN-JUN
	Bull shark		2	2	2	2	2	2	2	2	2	2	2	2	-	-	-	-	MAR-OCT
	Cobia		1	1	1	-	-	-	-	-	-	-	-	-	1	1	-	-	JUL-SEP
	Crested cusk-eel		1	1	1	1	1	1	1	1	1	1	1	1	-	-	-	-	JAN-DEC
	Crevalle jack		2	2	2	2	2	2	2	2	2	2	2	2	JAN-DEC	MAY-SEP	MAY-SEP	JAN-DEC	MAY-SEP
	Darter goby		2	2	2	2	2	2	2	2	2	2	2	2	-	-	-	-	JAN-DEC
	Dolphin		2	-	-	-	-	-	-	-	-	-	-	2	-	-	-	-	SEP-SEP
	Florida pompano		2	2	2	2	2	2	2	2	APR-SEP	APR-SEP	APR-SEP	APR-SEP	APR-OCT	APR-OCT	APR-OCT	APR-OCT	APR-OCT
	Fringed flounder		2	2	2	2	2	2	2	2	2	2	2	2	-	-	-	-	JAN-DEC
	Gafftopsail catfish		1	2	2	2	2	-	-	-	-	-	-	-	-	-	-	-	JUN-OCT
	Gag		1	-	-	-	-	-	-	-	-	-	-	-	-	-	-	-	MAY-MAY
	Gray snapper		1	1	1	1	1	1	1	1	1	1	1	1	-	-	-	-	MAY-DEC
	Gulf flounder		2	2	2	2	2	2	2	2	2	2	2	2	NOV-FEB	NOV-FEB	NOV-FEB	JAN-DEC	JAN-DEC
	Gulf menhaden		4	4	4	4	4	4	4	4	4	4	4	4	OCT-MAR	OCT-MAR	OCT-MAY	JAN-DEC	JAN-DEC
	Hardhead catfish		2	2	2	4	4	4	4	4	4	4	4	2	APR-AUG	APR-AUG	APR-SEP	JAN-DEC	JAN-DEC
	Highfin goby		2	2	2	2	2	2	2	2	2	2	2	2	-	-	-	-	JAN-DEC
	Inshore lizardfish		2	2	2	2	2	2	2	2	2	2	2	2	-	-	-	-	JAN-DEC
	Lane snapper		1	2	2	2	2	1	1	-	-	-	-	-	-	-	-	-	JUL-DEC
	Least puffer		2	2	2	2	2	2	2	2	2	2	2	2	-	-	-	-	JAN-DEC
	Little tunny		1	1	1	1	1	1	1	-	-	-	-	-	-	-	-	-	MAY-SEP
	Longnose anchovy		2	2	2	2	2	2	2	2	2	2	2	2	-	-	-	-	FEB-NOV
	Pigfish		1	-	1	1	1	1	1	1	1	1	1	1	-	-	-	-	MAY-JAN
	Pinfish		3	3	3	3	4	4	4	4	4	4	3	3	NOV-MAR	NOV-MAR	NOV-APR	JAN-DEC	JAN-DEC
	Red snapper		1	1	1	1	1	1	-	-	-	-	-	-	-	-	-	-	JUL-NOV
	Rough scad		2	1	1	1	1	-	-	-	-	-	-	-	-	-	-	-	MAY-JUN
	Sand seatrout		4	4	4	4	4	4	4	4	4	4	4	4	MAR-OCT	MAY-OCT	FEB-OCT	JAN-DEC	JAN-DEC
	Silver perch		3	3	3	3	3	3	3	3	3	3	3	3	MAY-SEP	MAY-SEP	MAY-SEP	JAN-DEC	JAN-DEC
	Skipjack herring		1	1	1	1	1	1	-	-	-	-	-	1	-	-	-	-	AUG-AUG
	Southern flounder		3	3	3	3	3	3	3	2	3	3	3	3	SEP-JAN	SEP-JAN	SEP-APR	JAN-DEC	JAN-DEC
	Southern hake		1	1	1	1	1	1	1	1	1	1	1	1	-	-	-	-	NOV-JUN
	Southern kingfish		1	2	3	3	3	3	3	3	3	3	3	1	-	-	-	-	JAN-DEC
	Speckled worm eel		2	2	2	2	1	1	1	1	1	1	1	1	-	-	-	-	SEP-JUN
	Spinner shark		1	1	1	1	1	1	1	1	1	1	1	1	-	-	-	-	MAR-OCT
	Spot		4	4	4	4	4	4	4	4	4	4	4	4	NOV-MAR	NOV-APR	NOV-MAR	JAN-DEC	JAN-DEC
	Spotfin mojarra		2	2	2	2	2	2	2	2	2	2	2	2	-	-	-	-	JAN-DEC
	Spotted seatrout		3	3	3	3	3	3	3	3	3	3	3	3	MAR-SEP	MAR-SEP	MAR-OCT	JAN-DEC	JAN-DEC
	Striped anchovy		2	2	2	2	2	2	2	2	2	2	2	2	-	-	-	-	JAN-DEC
	Striped mullet		4	4	4	4	4	4	4	4	4	4	4	4	NOV-MAY	NOV-MAY	NOV-MAY	JAN-DEC	JAN-DEC
	Threadfin shad		2	2	2	2	2	2	2	2	2	2	2	2	-	-	-	-	JAN-DEC
	White mullet		1	1	1	1	2	2	2	2	2	1	1	1	-	-	-	-	JAN-DEC
139	Atlantic bumper		3	3	3	3	3	3	3	2	2	2	2	2	-	-	-	-	JUN-DEC
	Atlantic thread herring		2	2	2	2	2	2	2	2	2	2	2	2	-	-	-	-	MAR-NOV
	Black drum		2	2	2	2	2	2	2	2	2	2	2	2	FEB-APR	FEB-APR	FEB-APR	JAN-DEC	JAN-DEC
	Bluefish		2	2	2	2	2	2	2	2	APR-OCT	-	-	-	-	-	-	-	APR-OCT
	Gulf butterfish		1	1	1	1	1	1	1	1	1	1	1	1	-	-	-	-	JAN-DEC
	Gulf sturgeon	P T	X	X	X	X	X	X	X	X	X	X	X	X	-	-	-	-	JAN-DEC
	Harvestfish		1	1	2	2	2	2	2	2	2	2	2	2	-	-	-	-	MAY-FEB
	King mackerel		1	2	2	2	2	2	2	1	-	-	-	-	-	-	-	-	MAY-NOV
	Ladyfish		1	1	1	1	1	1	1	1	1	1	1	1	-	-	-	-	MAR-NOV
	Lined seahorse		1	1	1	1	1	1	1	1	1	1	1	1	-	-	-	-	JAN-DEC
	Scaled sardine		2	2	2	2	2	2	2	2	2	2	2	2	-	-	-	-	APR-NOV
	Silver seatrout																		

Alabama: ESIMAP 23 (cont.)

BIOLOGICAL RESOURCES: (cont.)

HABITAT:

RAR#	Species	S F Conc.	J	F	M	A	M	J	J	A	S	O	N	D
158	Slenderleaf clammy-weed		X	X	X	X	X	X	X	X	X	X	X	X
160	Large-leaved jointweed		X	X	X	X	X	X	X	X	X	X	X	X
195	Coastal-sand frostweed		X	X	X	X	X	X	X	X	X	X	X	X
197	Atlantic St. John's-wort		X	X	X	X	X	X	X	X	X	X	X	X
214	Sand pine		X	X	X	X	X	X	X	X	X	X	X	X

INVERTEBRATE:

RAR#	Species	S F Conc.	J	F	M	A	M	J	J	A	S	O	N	D	Spawning	Eggs	Larvae	Juveniles	Adults
61	Brown shrimp		2	4	4	4	4	4	4	4	4	4	4	2	-	-	FEB-NOV	MAR-NOV	JUN-AUG
	Pink shrimp		1	1	2	2	2	2	2	2	2	2	2	2	MAR-NOV	MAR-NOV	MAR-NOV	JAN-DEC	JAN-DEC
	White shrimp		2	2	2	2	2	2	2	2	2	2	2	2	-	-	-	JAN-DEC	JAN-JUN
62	Thinstripe hermit		2	2	2	2	2	2	2	2	2	2	2	2	-	-	-	-	JAN-DEC
105	Atlantic brief squid		2	2	2	2	2	2	2	2	2	2	2	2	-	-	-	-	JAN-DEC
	Blue crab		4	4	4	4	4	4	4	4	4	4	4	4	MAR-NOV	MAR-NOV	JAN-DEC	JAN-DEC	JAN-DEC
138	Atlantic brief squid		2	2	2	2	2	2	2	2	2	2	2	2	-	-	-	-	JAN-DEC
	Blue crab		4	4	3	4	4	4	4	4	4	4	4	4	MAR-NOV	MAR-NOV	MAR-DEC	JAN-DEC	JAN-DEC
	Brown shrimp		4	4	4	4	4	4	4	4	4	4	4	4	NOV-APR	NOV-APR	FEB-NOV	JAN-DEC	JAN-DEC
	Mantis shrimp		2	2	2	2	2	2	2	2	2	2	2	2	-	-	-	-	JAN-DEC
	Pink shrimp		1	1	2	2	2	2	2	2	2	2	2	2	MAR-NOV	MAR-NOV	MAR-NOV	JAN-DEC	JAN-DEC
	Shark eye		1	1	1	1	1	1	1	1	1	1	1	1	-	-	-	-	-
	White shrimp		4	4	3	3	3	4	4	4	4	4	4	4	MAR-OCT	MAR-NOV	JAN-DEC	JAN-DEC	JAN-DEC
140	Five-slotted sand dollar		1					1	2	2	2	2						FEB-FEB	
	Grass shrimp		3	3	3	3	3	3	3	3	3	3	3	2	-	-	-	JAN-DEC	JUL-NOV
	Thinstripe hermit		2	2	2	2	2	2	2	2	2	2	2	2	-	-	-	-	JAN-DEC

MARINE MAMMAL:

RAR#	Species	S F Conc.	J	F	M	A	M	J	J	A	S	O	N	D	Mating	Calving	Pupping	Molting
1	Bottlenose dolphin		X	X	X	X	X	X	X	X	X	X	X	X	MAR-SEP	MAR-SEP	-	-
	West Indian manatee	E VERY LOW						X	X	X	X	X	X	X	-	-	-	-

REPTILE:

RAR#	Species	S F Conc.	J	F	M	A	M	J	J	A	S	O	N	D	Nesting	Hatching	Interesting	Juveniles	Adults
117	Green sea turtle	P T						X	X	X	X	X	X	X	APR-SEP	-	-	MAR-NOV	APR-SEP
	Kemp's ridley sea turtle	P E						X	X	X	X	X	X	X	APR-SEP	-	-	MAR-NOV	APR-SEP
	Loggerhead sea turtle	P T						X	X	X	X	X	X	X	APR-SEP	-	-	MAR-NOV	APR-SEP
151	Green sea turtle	P T						X	X	X	X	X	X	X	-	-	-	MAR-NOV	APR-SEP
	Kemp's ridley sea turtle	P E						X	X	X	X	X	X	X	-	-	-	MAR-NOV	APR-SEP
	Leatherback sea turtle	P E						X	X	X	X	X	X	X	-	-	-	MAR-NOV	-
	Loggerhead sea turtle	P T						X	X	X	X	X	X	X	-	-	-	MAR-NOV	APR-SEP

TERRESTRIAL MAMMAL:

RAR#	Species	S F Conc.	J	F	M	A	M	J	J	A	S	O	N	D
131	Alabama beach mouse	P E	X	X	X	X	X	X	X	X	X	X	X	X

HUMAN USE RESOURCES:

BOAT RAMP:

HUN#	Name	Contact	Phone
15	PINES PUBLIC ACCESS BOAT RAMP		

CRITICAL HABITAT:

HUN#	Name	Contact	Phone
18	ALABAMA BEACH MOUSE CRITICAL HABITAT	USFWS	

MARINA:

HUN#	Name	Contact	Phone
50	HOOK, LINE, & SINKER		

WILDLIFE REFUGE:

HUN#	Name	Contact	Phone
80	BON SECOUR NATIONAL WILDLIFE REFUGE	USFWS	251/540-7720

Biological information shown on the maps represents known concentration areas or occurrences, but does not necessarily represent the full distribution or range of each species. This is particularly important to recognize when considering potential impacts to protected species.