

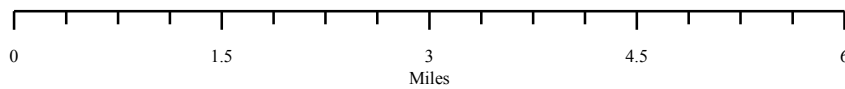
# Mexico Beach, Florida



85°24'0"W

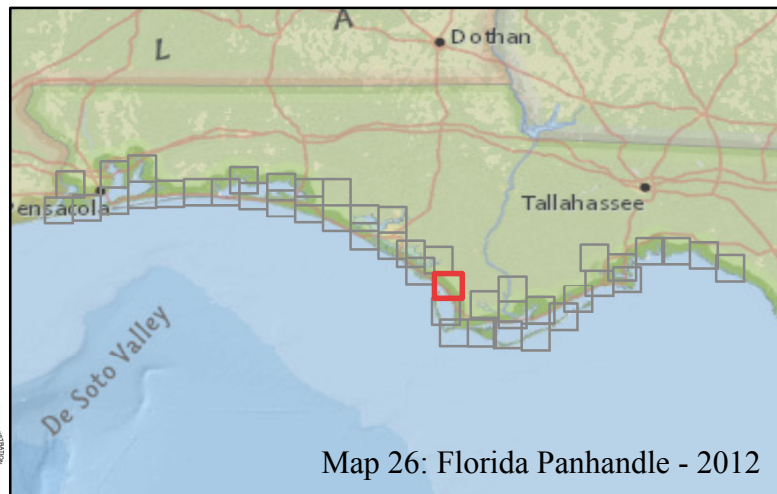
85°18'0"W

29°54'0"N









## ESI Shoreline Habitats on Map


- 10A Salt- and brackish-water marshes
- 10B Freshwater marshes
- 10C Swamps
- 10D Scrub-shrub wetlands
- 9B Vegetated low banks
- 7 Exposed tidal flats
- 3A Fine- to medium-grained sand beaches
- 3B Scarps and steep slopes in sand







# Mexico Beach, Florida

## BIOLOGICAL RESOURCES

Birds																			
Subelement	Species	S	F	Concentration	J	F	M	A	M	J	J	A	S	O	N	D	NESTING	MIGRATING	MOLTING
 Diving	Brown pelican	C	-	-	X	X	X	X	X	X	X	X	X	X	X	X			
	Common loon		-	-	X	X	X	X							X	X			
 Gull/Tern	Black skimmer	C	-	-					X	X	X	X	X				May-Sep		
	Laughing gull		-	-	X	X	X	X	X	X	X	X	X	X	X	X			
	Least tern	T	-	-					X	X	X	X	X				Apr-Aug		
	Ring-billed gull		-	-	X	X	X	X	X	X	X	X	X	X	X	X			
 Pelagic	Northern gannet		-	-	X	X	X	X								X			
 Raptor	Bald eagle	C	-	-	X	X	X	X	X	X	X	X	X	X	X	X	Nov-Jun		
	Osprey		-	-	X	X	X	X	X	X	X	X	X	X	X	X			
	Peregrine falcon		-	-			X	X	X										
	Raptors		1000S	-								X	X	X	X				
 Shorebird	American oystercatcher	C	-	-	X	X	X	X	X	X	X	X	X	X	X	X	Mar-Jul		
	Black-bellied plover		-	-	X	X	X	X	X		X	X	X	X	X	X			
	Dunlin		-	-	X	X	X	X	X			X	X	X	X	X			
	Greater yellowlegs		-	-	X	X	X	X	X			X	X	X	X	X			
	Killdeer		-	-	X	X	X	X	X	X	X	X	X	X	X	X			
	Least sandpiper		-	-	X	X	X	X	X		X	X	X	X	X	X			
	Piping plover	T T	-	-	X	X	X	X	X			X	X	X	X	X			
	Red knot		11-BIRDS	-	-	X	X	X	X	X	X	X	X	X	X	X			
	Ruddy turnstone		-	-	X	X	X	X			X	X	X	X	X	X			
	Sanderling		-	-	X	X	X	X	X			X	X	X	X	X			
	Semipalmated plover		-	-	X	X	X	X	X		X	X	X	X	X	X			
	Short-billed dowitcher		-	-	X	X	X	X	X	X	X	X	X	X	X	X			
	Snowy plover	T	-	-	X	X	X	X	X	X	X	X	X	X	X	X	Mar-Aug		
	Willet		-	-	X	X	X					X	X	X	X				
Wilson's plover		1-NEST	-	-	X	X	X	X	X	X	X	X	X	X	X	Apr-Jul			
 Waterfowl	Redhead		-	36000-131000	X	X	X							X	X				



Fish																						
Subelement	Species	S	F	Concentration	J	F	M	A	M	J	J	A	S	O	N	D	SPAWNING	EGGS	LARVAE	JUVENILE	ADULT	
 Diadromous	Alabama shad	C	COMMON	-	X	X	X				X	X	X	X	X	X					Jan-Dec	Jan-Dec
	Gulf sturgeon	T T	RARE	-	X	X	X							X	X	X					Oct-Apr	Oct-Apr

## Mexico Beach, Florida (continued)

Fish (continued)																					
Subelement	Species	S	F	Concentration	J	F	M	A	M	J	J	A	S	O	N	D	SPAWNING	EGGS	LARVAE	JUVENILE	ADULT
 Estuarine Nursery	Atlantic croaker			ABUNDANT	X	X	X	X	X	X	X	X	X	X	X	X	Sep-Apr	Sep-Apr	Sep-Apr	Jan-Dec	Jan-Dec
	Atlantic sharpnose shark			PRESENT				X	X	X	X	X	X	X			May-Jul		Apr-Oct	Apr-Oct	Apr-Oct
	Bay anchovy			ABUNDANT	X	X	X	X	X	X	X	X	X	X	X	X	Mar-Nov	Mar-Nov	Mar-Nov	Jan-Dec	Jan-Dec
	Black drum			COMMON	X	X	X	X	X	X	X	X	X	X	X	X	Nov-Apr	Nov-Apr	Dec-May	Jan-Dec	Jan-Dec
	Black sea bass			COMMON	X	X	X	X	X	X	X	X	X	X	X	X	Dec-Apr	Dec-Apr	Dec-May	Jan-Dec	Jan-Dec
	Bluefish			ABUNDANT			X	X	X	X	X	X	X	X	X	X	Sep-Jan*	Sep-Jan*	Sep-Jan*	Jan-Dec	Jan-Dec
	Bonnethead shark			PRESENT	X	X	X	X	X	X	X	X	X	X	X	X	Oct-Nov		Aug-Sep	Oct-Jan*	Jul-May
	Bull shark			COMMON	X	X	X	X	X	X	X	X	X	X	X	X	Jun-Jul		Apr-Jun	Jan-Dec	Jan-Dec
	Gray snapper			COMMON						X	X	X	X	X	X	X	Jun-Nov	Jun-Nov	Jun-Dec	Jan-Dec	Jan-Dec
	Grunts			PRESENT			X	X	X	X	X	X	X	X	X	X				Jun-Sep	
	Gulf flounder			COMMON	X	X	X	X	X	X	X	X	X	X	X	X	Nov-Feb	Nov-Feb	Nov-Mar	Jan-Dec	Jan-Dec
	Gulf menhaden			HIGHLY-ABUNDANT	X	X	X	X	X	X	X	X	X	X	X	X	Oct-Mar	Oct-Mar	Oct-May	Jan-Dec	Jan-Dec
	Hardhead catfish			COMMON	X	X	X	X	X	X	X	X	X	X	X	X	May-Aug	May-Aug	May-Sep	Jan-Dec	Jan-Dec
	Kingfishes			PRESENT	X	X	X	X	X	X	X	X	X	X	X	X					
	Ladyfish			ABUNDANT	X	X	X	X	X	X	X	X	X	X	X	X	Jan-Nov	Jan-Nov	Jan-Dec	Jan-Dec	Jan-Dec
	Lane snapper			HIGHLY-ABUNDANT					X	X	X	X	X	X			Sep-Jan*	Sep-Jan*	Sep-Jan*	Sep-Jan*	Sep-Jan*
	Mojarras			COMMON					X	X	X	X	X				Apr-Nov	Apr-Nov	Apr-Nov		Apr-Nov
	Pigfish			COMMON		X	X	X	X	X	X	X	X	X	X	X	Jan-May	Jan-May	Jan-May		Jan-May
	Pinfish			HIGHLY-ABUNDANT	X	X	X	X	X	X	X	X	X	X	X	X	Oct-Apr	Oct-Apr	Oct-Apr	Jan-Dec	Jan-Dec
	Porgy spp.			PRESENT	X	X	X	X	X	X	X	X	X	X	X	X	Jan-Aug	Jan-Aug	Jan-Sep	Jan-Dec	Apr-Dec
	Red drum			COMMON	X	X	X	X	X	X	X	X	X	X	X	X	Sep-Dec	Sep-Dec	Sep-Jan	Jan-Dec	Jan-Dec
	Sand seatrout			ABUNDANT	X	X	X	X	X	X	X	X	X	X	X	X	Mar-Sep	Mar-Sep	Mar-Oct	Jan-Dec	Jan-Dec
	Sheepshead			COMMON	X	X	X	X	X	X	X	X	X	X	X	X	Feb-Apr	Feb-Apr	Feb-Jul	Jan-Dec	Jan-Dec
	Silver mullet			COMMON	X	X	X	X	X	X	X	X	X	X	X	X				May-Oct	Jan-Dec
	Southern flounder			COMMON	X	X	X	X	X	X	X	X	X	X	X	X	Nov-Jan	Nov-Jan	Nov-Mar	Jan-Dec	Nov-Sep
	Spot			ABUNDANT	X	X	X	X	X	X	X	X	X	X	X	X	Oct-Apr	Oct-Apr	Oct-Apr	Jan-Dec	Jan-Dec
	Spotted seatrout			PRESENT	X	X	X	X	X	X	X	X	X	X	X	X	Apr-Dec	Apr-Sep	Apr-Oct	Jan-Dec	Jan-Dec
Striped mullet			HIGHLY-ABUNDANT	X	X	X	X	X	X	X	X	X	X	X	X	Oct-Mar	Oct-Mar	Oct-May	Jan-Dec	Jan-Dec	
Tarpon			COMMON					X	X	X	X	X							May-Sep	Jun-Sep	
 Estuarine Resident	Code goby			ABUNDANT	X	X	X	X	X	X	X	X	X	X	X	Apr-Sep	Apr-Sep	Apr-Sep	Jan-Dec	Jan-Dec	
	Gulf killifish			COMMON	X	X	X	X	X	X	X	X	X	X	X	Mar-Sep	Mar-Sep	Mar-Oct	May-Feb	Jan-Dec	
	Sheepshead minnow			ABUNDANT	X	X	X	X	X	X	X	X	X	X	X	Mar-Sep	Mar-Sep	Apr-Oct	May-Mar	Jan-Dec	
	Silver perch			ABUNDANT	X	X	X	X	X	X	X	X	X	X	X	Mar-Jul	Mar-Jul	Mar-Aug	Jan-Dec	Jan-Dec	
	Silversides			ABUNDANT	X	X	X	X	X	X	X	X	X	X	X	Mar-Sep	Mar-Sep	Mar-Oct	Jan-Dec	Jan-Dec	
	Smalltooth sawfish	E		PRESENT	X	X	X	X	X	X	X	X	X	X	X				Jan-Dec	Jan-Dec	
 Fish	Vermillion snapper			COMMON			X	X	X	X	X	X	X	X	X	Apr-Nov	Apr-Nov	Apr-Nov	Apr-Nov	Apr-Nov	
 Freshwater	Bluegill			COMMON	X	X	X	X	X	X	X	X	X	X	X	Apr-Sep	Apr-Sep	Apr-Sep	Jan-Dec	Jan-Dec	
	Largemouth bass			COMMON	X	X	X	X	X	X	X	X	X	X	X	Mar-May	Mar-May	Mar-May	Jan-Dec	Jan-Dec	



## Mexico Beach, Florida (continued)

### Fish (continued)



Subelement	Species	S	F	Concentration	J	F	M	A	M	J	J	A	S	O	N	D	SPAWNING	EGGS	LARVAE	JUVENILE	ADULT
 Marine Benthic	Atlantic spadefish			PRESENT	X	X	X	X	X	X	X	X	X	X	X	X	May-Sep	May-Sep	May-Oct	Jan-Dec	Jan-Dec
	Cusk eels			PRESENT	X	X	X	X	X	X	X	X	X	X	X	X	Jan-Dec	Jan-Dec	Jan-Dec	Jan-Dec	Jan-Dec
	Flatfish			PRESENT	X	X	X	X	X	X	X	X	X	X	X	X	Jan-Dec	Jan-Dec	Jan-Dec	Jan-Dec	Jan-Dec
	Florida pompano			PRESENT				X	X	X	X	X					Mar-Oct	Mar-Oct	Mar-Sep	Mar-Nov	Apr-Sep
	Gag grouper			PRESENT	X	X	X	X	X	X	X	X	X	X	X	X				May-Oct	Oct-Feb
	Goatfishes			PRESENT	X	X	X	X	X	X	X	X	X	X	X	X	Mar-Jun	Mar-Jun	Mar-Jul	Jan-Dec	Jan-Dec
	Gray triggerfish			ABUNDANT				X	X	X	X	X	X	X	X	X	May-Sep	May-Sep	May-Oct	Apr-Nov	Apr-Nov
	Little tunny			HIGHLY-ABUNDANT	X	X	X	X	X	X	X	X	X	X	X	X					
	Lizardfishes			COMMON	X	X	X	X	X	X	X	X	X	X	X	X	Apr-Aug	Apr-Aug	Apr-Oct	Jan-Dec	Jan-Dec
	Permit			PRESENT				X	X	X	X	X	X	X	X	X	Apr-Jun	Apr-Jun	Mar-Oct	Aug-Nov	Mar-Nov
	Rays			ABUNDANT	X	X	X	X	X	X	X	X	X	X	X	X	Jan-Dec	Jan-Dec		Jan-Dec	Jan-Dec
	Red snapper			COMMON	X			X	X	X	X	X	X	X	X	X	May-Oct	May-Oct	May-Nov	Apr-Jan	Apr-Jan
	Rock sea bass			PRESENT	X	X	X	X	X	X	X	X	X	X	X	X	Mar-Jun	Mar-Jun	Mar-Jul	Jan-Dec	Jan-Dec
	Scamp grouper			ABUNDANT				X	X	X	X	X	X	X	X	X	Mar-May	Mar-May	Mar-Jun	Mar-Nov	Apr-Nov
	Searobins			COMMON	X	X	X	X	X	X	X	X	X	X	X	X	Jan-Dec	Jan-Dec	Jan-Dec	Jan-Dec	Jan-Dec
	Skates			ABUNDANT	X	X	X	X	X	X	X	X	X	X	X	X	Jan-Dec	Jan-Dec		Jan-Dec	Jan-Dec
	Tonguefish			PRESENT	X	X	X	X	X	X	X	X	X	X	X	X	Jan-Dec	Jan-Dec	Jan-Dec	Jan-Dec	Jan-Dec
 Marine Pelagic	Amberjacks			ABUNDANT				X	X	X	X	X	X	X	X	Apr-Nov	Apr-Nov	Apr-Dec	Apr-Dec	Apr-Dec	
	Atlantic tripletail			PRESENT	X	X	X	X	X	X	X	X	X	X	X	May-Sep	May-Sep	May-Oct	Jan-Dec	Jan-Dec	
	Ballyhoo			PRESENT					X	X	X										
	Bigeye scad			HIGHLY-ABUNDANT	X	X	X	X	X	X	X	X	X	X	X	Jun-Nov	Jun-Nov	Jun-Dec	Jan-Dec	Jan-Dec	
	Blackfin tuna			PRESENT				X	X	X	X	X	X	X	X	Apr-Dec	Apr-Dec	Apr-Dec	Apr-Dec	Oct	
	Blacknose shark			PRESENT	X	X	X	X	X	X	X	X	X	X	X	May-Jul		May-Oct	May-Oct	Jan-Dec	
	Blacktip shark			PRESENT				X	X	X	X	X	X	X	X	May-Jun		May-Sep	Mar-Nov	Apr-Nov	
	Blue runner			COMMON					X	X	X	X	X			Apr-Aug	Apr-Aug	Apr-Sep	Jan-Dec	Jan-Dec	
	Bluefin tuna		C	PRESENT				X	X	X						Apr-Jun	Apr-Jun	Apr-Jun	Apr-Jun	Apr-Jun	
	Cobia			PRESENT				X	X	X	X	X	X	X	X	May-Sep	May-Sep	May-Sep	Mar-Nov	Mar-Nov	
	Crevalle jack			COMMON					X	X	X	X	X	X	X	Apr-Aug	Apr-Aug	Apr-Sep	Jan-Dec	Jan-Dec	
	Dolphin			ABUNDANT	X	X	X	X	X	X	X	X	X	X	X	Jan-Dec	Jan-Dec	Jan-Dec	Jan-Dec	Jul-Aug	
	Finetooth shark			-					X	X	X	X						May-Sep	May-Sep	May-Sep	
	King mackerel			COMMON						X	X	X	X	X	X	Jun-Oct	Jun-Oct	Jun-Oct	Jun-Nov	Jun-Nov	
	Red grouper			PRESENT	X	X	X	X	X	X	X	X	X	X	X	Mar-Jul				Jan-Dec	
	Round scad			HIGHLY-ABUNDANT	X	X	X	X	X	X	X	X	X	X	X	Sep-Jan*	Sep-Jan*	Sep-Jan*	Jan-Dec	Jan-Dec	
	Scalloped hammerhead			PRESENT	X	X	X	X	X	X	X	X	X	X	X	May-Jun		Apr-Oct	Jan-Dec	Apr-Nov	
	Spanish mackerel			RARE				X	X	X	X	X	X	X	X	May-Oct	May-Oct	May-Oct	Feb-Dec	Feb-Dec	
	Spanish sardine			HIGHLY-ABUNDANT	X	X	X	X	X	X	X	X	X	X	X	Mar-Nov	Mar-Nov	Mar-Nov	Jan-Dec	Jan-Dec	
Spinner shark			-					X	X	X	X				May-Jun			Jun-Sep	May-Jun		
Thread herring			COMMON	X	X	X	X	X	X	X	X	X	X	X	Mar-Sep	Mar-Sep	Mar-Sep	Apr-Dec	Jan-Dec		
Wahoo			ABUNDANT	X	X	X	X	X	X	X	X	X	X	X	Apr-Sep	Apr-Sep	Apr-Sep	Jan-Dec	Jan-Dec		

(\*) = This life stage occurs during the months listed, but not continuously.

### Marine Mammals


Subelement	Species	S	F	Concentration	J	F	M	A	M	J	J	A	S	O	N	D	MATING	CALVING	PUPPING	MOLTING
 Dolphin	Bottlenose dolphin			-	X	X	X	X	X	X	X	X	X	X	X					
	Rough-toothed dolphin			<100	X	X	X													
 Manatee	West Indian manatee	E	E	LOW			X	X	X	X	X	X	X	X						

### Reptiles and Amphibians


Subelement	Species	S	F	Concentration	J	F	M	A	M	J	J	A	S	O	N	D	NESTING	HATCHING	INTERESTING	JUVENILE	ADULT
 Alligator	American alligator		S	-	X	X	X	X	X	X	X	X	X	X	X	May-Jul	Aug-Sep				
 Snake	Gulf salt marsh snake			-	X	X	X	X	X	X	X	X	X	X	X	Mar-Apr	Jul-Aug			Jan-Dec	

## Mexico Beach, Florida (continued)















### Reptiles and Amphibians (continued)

Subelement	Species	S	F	Concentration	J	F	M	A	M	J	J	A	S	O	N	D	NESTING	HATCHING	INTERESTING	JUVENILE	ADULT
 Turtle	Diamondback terrapin			-			X	X	X	X	X	X	X	X	X	X	Apr-Jun	Aug-Sep			
	Green sea turtle	E	E	RARE	X	X	X	X	X	X	X	X	X	X	X	X	Jun-Aug	Aug-Nov	May-Nov	Jan-Dec	Jan-Dec
	Hawksbill sea turtle	E	E	RARE	X	X	X	X	X	X	X	X	X	X	X	X				Jan-Dec	Jan-Dec
	Kemp's ridley sea turtle	E	E	PRESENT	X	X	X	X	X	X	X	X	X	X	X	X				Jan-Dec	Jan-Dec
	Leatherback sea turtle	E	E	RARE	X	X	X	X	X	X	X	X	X	X	X	X	Jun-Jul	Aug-Oct		Jan-Dec	Jan-Dec
	Loggerhead sea turtle	T	T	PRESENT	X	X	X	X	X	X	X	X	X	X	X	X	May-Aug	Jul-Nov	Apr-Sep	Jan-Dec	Jan-Dec

### Terrestrial Mammals

Subelement	Species	S	F	Concentration	J	F	M	A	M	J	J	A	S	O	N	D
 Small Mammal	St. Andrews beach mouse	E	E	-	X	X	X	X	X	X	X	X	X	X	X	X

### Human Use Resources

Icon	Type	Name	Contact	Phone
	Recreational Fishing	Shellfish Harvesting Area		
	Park	St. Joseph Peninsula State Park		
	Management Area	Apalachicola River And Bay Swim	NWFWMD SWIM	850/539-5999
	Management Area	St. Andrew Bay Watershed Swim	NWFWMD SWIM	850/539-5999
	Management Area	St. Joseph Bay Aquatic Preserve		850/670-4783
	Critical Habitat	Gulf Sturgeon Critical Habitat	FWRI	
	Critical Habitat	Piping Plover Critical Habitat	USFWS	
	Critical Habitat	St. Andrews Beach Mouse Critical Habitat	USFWS	
	Beach	Beacon Hill Park		
	Beach	St Joe Bch		
	Beach	Wayside Park		
	Artificial Reef	Artificial Reef		
	Access	Access		
	Abandoned Vessel	Dont Cha Know		





### SHORELINE RESOURCES:

#### ESI Polygon Habitats

Pattern	ESI Rank	Habitat	Area (meters <sup>2</sup> )
	10A	Salt- and brackish-water marshes	388,917
	10B	Freshwater marshes	14,501,201
	10C	Swamps	20,400,645
	10D	Scrub-shrub wetlands	11,307,724

## Mexico Beach, Florida (continued)

**Shoreline Types** (Length of ESI Shoreline on Map = 72,434 meters ; Length of Shoreline on Map = 69,971 meters)

Color	ESI Rank	Shoreline Habitat	Length (meters)	% of ESI Shoreline
	10A	Salt- and brackish-water marshes	3,612	4
	10B	Freshwater marshes	847	1
	10C	Swamps	7,531	10
	10D	Scrub-shrub wetlands	154	<1
	9B	Vegetated low banks	35,972	49
	7	Exposed tidal flats	12,482	17
	3A	Fine- to medium-grained sand beaches	27,578	38
	3B	Scarps and steep slopes in sand	17,424	24

**Note:** A shoreline segment may include multiple shoreline habitats. If any segments include multiple habitats, the combined length of all habitats will exceed the length of the mapped ESI shoreline, and the percent of ESI shoreline values will sum to greater than 100%.



Content from Florida Panhandle - 2012 ESI Atlas