

Little St George Island, Florida

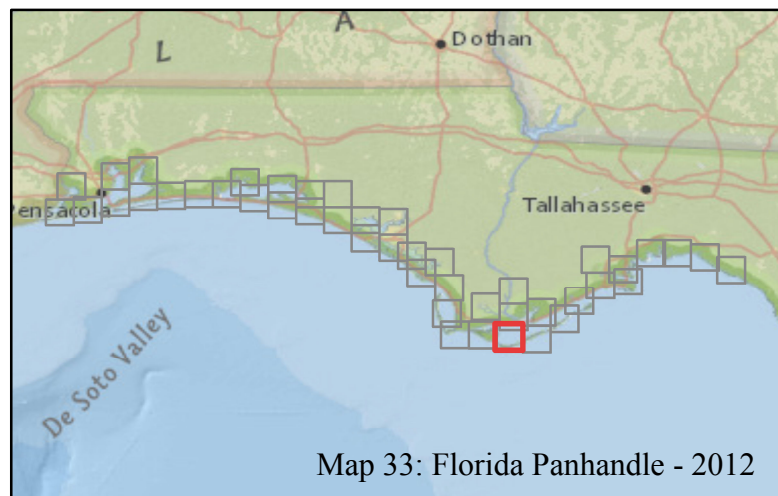


ESI Shoreline Habitats on Map

- 10A Salt- and brackish-water marshes
- 10B Freshwater marshes
- 10C Swamps
- 10D Scrub-shrub wetlands
- 9A Sheltered tidal flats
- 9B Vegetated low banks
- 8B Sheltered, solid man-made structures
- 8C Sheltered riprap
- 7 Exposed tidal flats
- 6B Riprap
- 5 Mixed sand and gravel beaches
- 4 Coarse-grained sand beaches

Additional shoreline types are present - see back of map

Content from Florida Panhandle - 2012 ESI Atlas











Map 33: Florida Panhandle - 2012





Little St George Island, Florida

BIOLOGICAL RESOURCES



Birds

Subelement	Species	S	F	Concentration	J	F	M	A	M	J	J	A	S	O	N	D	NESTING	MIGRATING	MOLTING
 Diving	American white pelican			-	X	X	X	X	X	X						X			
	Brown pelican	C		-	X	X	X	X	X	X	X	X	X	X	X	X	Nov-Sep		
	Common loon			-	X	X	X	X							X	X			
 Gull/Tern	Black skimmer	C		-					X	X	X	X					May-Sep		
	Caspian tern			-	X	X	X	X	X	X	X	X	X	X	X	X	Apr-Aug		
	Gull-billed tern			2-NESTS				X	X	X	X	X	X	X	X	X	May-Aug		
	Laughing gull			-	X	X	X	X	X	X	X	X	X	X	X	X	May-Aug		
	Least tern	T		-					X	X	X	X					Apr-Aug		
	Ring-billed gull			-	X	X	X	X	X	X	X	X	X	X	X	X			
	Royal tern			-	X	X	X	X	X	X	X	X	X	X	X	X	Apr-Aug		
	Sandwich tern			243-NESTS	X	X	X	X	X	X	X	X	X	X	X	X	May-Aug		
 Passerine	Marsh wren			4	X	X	X	X	X	X	X	X	X	X	X	X	Apr-Jul		
	Seaside sparrow			2	X	X	X	X	X	X	X	X	X	X	X	X	Mar-Jul		
 Pelagic	Northern gannet			-	X	X	X	X								X			
 Raptor	Bald eagle			-	X	X	X	X	X	X	X	X	X	X	X	X	Nov-Jun		
	Osprey	C		-	X	X	X	X	X	X	X	X	X	X	X	X			
 Shorebird	American oystercatcher	C		1-NEST	X	X	X	X	X	X	X	X	X	X	X	X	Mar-Jul		
	Black-bellied plover			-	X	X	X	X		X	X	X	X	X	X	X			
	Dunlin			-	X	X	X	X			X	X	X	X	X	X			
	Greater yellowlegs			-	X	X	X	X			X	X	X	X	X	X			
	Killdeer			-	X	X	X	X	X	X	X	X	X	X	X	X	Mar-Jul		
	Piping plover	T	T	-	X	X	X	X			X	X	X	X	X	X			
	Red knot			12-600-BIRDS	X	X	X	X	X	X	X	X	X	X	X	X			
	Ruddy turnstone			-	X	X	X			X	X	X	X	X	X	X			
	Sanderling			-	X	X	X	X			X	X	X	X	X	X			
	Semipalmated plover			-	X	X	X	X			X	X	X	X	X	X			
	Snowy plover	T		1-NEST		X	X	X	X	X							Mar-Aug		
	Whimbrel			-		X	X	X			X	X	X						
	Willet			-	X	X	X	X	X	X	X	X	X	X	X	X	Apr-Jul		
Wilson's plover			2-ADULTS	X	X	X	X	X	X	X	X	X	X	X	X	Apr-Jul			
 Wading	Clapper rail			3	X	X	X	X	X	X	X	X	X	X	X	Mar-Jul			
 Waterfowl	American black duck			-	X	X	X							X	X	X			
	American coot			10S	X	X							X	X	X	X	Mar-Aug		
	American wigeon			-	X	X	X						X	X	X				
	Blue-winged teal			-	X	X	X	X		X	X	X	X	X	X	X			
	Bufflehead			-	X	X									X				
	Canada goose			-	X	X	X							X	X	X			
	Canvasback			-	X	X	X								X	X			
	Cinnamon teal			-	X	X	X	X		X	X	X	X	X	X	X			
	Common goldeneye			-	X	X	X								X				
	Gadwall			-	X	X	X								X	X	X		
	Green-winged teal			10S	X	X	X						X	X	X	X			
	Lesser scaup			100S	X	X	X						X	X	X				
	Mallard			-	X	X	X						X	X	X	X			
	Mottled duck			-	X										X	X	X		
	Northern pintail			10S	X	X	X								X	X	X		
	Northern shoveler			-	X	X	X						X	X	X	X			
	Red-breasted merganser			-	X	X	X								X	X	X		
	Redhead			-	X	X	X								X	X			
	Ring-necked duck			-	X	X	X								X	X	X		
Ruddy duck			10S	X	X	X								X	X	X			
Scaup			1000S	X	X	X								X	X	X			

Little St George Island, Florida (continued)



Fish																					
Subelement	Species	S	F	Concentration	J	F	M	A	M	J	J	A	S	O	N	D	SPAWNING	EGGS	LARVAE	JUVENILE	ADULT
 Diadromous	Alabama shad		C	PRESENT	X	X	X	X	X	X	X	X	X	X	X	X				Jan-Dec	Jan-Dec
	Gizzard shad			RARE	X	X	X	X	X	X	X	X	X	X	X	X				Jan-Dec	Jan-Dec
	Gulf sturgeon		T	ABUNDANT	X	X	X							X	X	X	Mar-Aug	Mar-Aug	Mar-Aug	Jan-Dec	Jan-Dec*
	Striped bass			PRESENT	X	X	X	X	X	X	X	X	X	X	X	X					Jan-Dec
 Estuarine Nursery	Atlantic croaker			HIGHLY-ABUNDANT	X	X	X	X	X	X	X	X	X	X	X	Sep-Apr	Sep-Apr	Sep-Apr	Jan-Dec	Jan-Dec	
	Atlantic sharpnose shark			ABUNDANT				X	X	X	X	X	X			May-Jul		Apr-Oct	Apr-Oct	Apr-Oct	
	Bay anchovy			HIGHLY-ABUNDANT	X	X	X	X	X	X	X	X	X	X	X	Jan-Nov	Jan-Nov	Jan-Nov	Jan-Dec	Jan-Dec	
	Black drum			COMMON	X	X	X	X	X	X	X	X	X	X	X	Nov-Apr	Nov-Apr	Dec-May	Jan-Dec	Jan-Dec	
	Black sea bass			COMMON					X	X	X	X	X	X	X	Dec-Apr	Dec-Apr	Dec-May	Jan-Dec	Jan-Dec	
	Bluefish			COMMON			X	X	X	X	X	X	X	X	X	Sep-Jan*	Sep-Jan*	Sep-Jan*	Jan-Dec	Jan-Dec	
	Bonnethead shark			PRESENT	X	X	X	X	X	X	X	X	X	X	X	Oct-Nov		Aug-Sep	Oct-Jan*	Jul-May	
	Bull shark			COMMON	X	X	X	X	X	X	X	X	X	X	X	Jun-Aug		Apr-Aug	Jan-Dec	Jan-Dec	
	Gray snapper			RARE	X	X	X	X	X	X	X	X	X	X	X	Jun-Nov	Jun-Nov	Jun-Dec	Jan-Dec	Jan-Dec	
	Grunts			RARE						X	X	X	X						Jun-Sep		
	Gulf flounder			COMMON	X	X	X	X	X	X	X	X	X	X	X	Nov-Feb	Nov-Feb	Nov-Mar	Jan-Dec	Jan-Dec	
	Gulf menhaden			ABUNDANT				X	X	X	X	X	X			Oct-Mar	Oct-Mar	Oct-Apr	Jan-Dec	Jan-Dec	
	Hardhead catfish			PRESENT	X	X	X	X	X	X	X	X	X	X	X	May-Aug	May-Aug	May-Sep	Jan-Dec	Jan-Dec	
	Hogchoker			ABUNDANT	X	X	X	X	X	X	X	X	X	X	X	Apr-Oct	Apr-Oct	Apr-Oct	Jan-Dec	Jan-Dec	
	Kingfishes			ABUNDANT	X	X	X	X	X	X	X	X	X	X	X				Apr-Dec		
	Ladyfish			COMMON	X	X	X	X	X	X	X	X	X	X	X	Jan-Nov	Jan-Nov	Jan-Dec	Jan-Dec	Jan-Dec	
	Lane snapper			PRESENT						X	X	X	X	X	X	Sep-Jan*	Sep-Jan*	Sep-Jan*	Jun-Jan*	Sep-Jan*	
	Mojarras			ABUNDANT	X	X				X	X	X	X	X	X	Apr-Nov	Apr-Nov	Apr-Nov	Jun-Feb	Apr-Nov	
	Pigfish			ABUNDANT	X	X	X	X	X	X	X	X	X	X	X	Jan-May	Jan-May	Jan-Dec		Jan-May	
	Pinfish			ABUNDANT	X	X	X	X	X	X	X	X	X	X	X	Oct-Apr	Oct-Apr	Oct-Apr	Jan-Dec	Jan-Dec	
	Porgy spp.			PRESENT	X	X	X	X	X	X	X	X	X	X	X	Jan-Aug	Jan-Aug	Jan-Sep	Jan-Dec	Apr-Dec	
	Red drum			COMMON	X	X	X	X	X	X	X	X	X	X	X	Sep-Dec	Sep-Dec	Sep-Jan	Jan-Dec	Jan-Dec	
	Sand seatrout			HIGHLY-ABUNDANT	X	X	X	X	X	X	X	X	X	X	X	Mar-Sep	Mar-Sep	Mar-Oct	Jan-Dec	Jan-Dec	
	Sheepshead			COMMON	X	X	X	X	X	X	X	X	X	X	X	Feb-Apr	Feb-Apr	Feb-Jul	Jan-Dec	Jan-Dec	
	Silver mullet			ABUNDANT	X	X	X	X	X	X	X	X	X	X	X				May-Oct	Jan-Dec	
	Southern flounder			COMMON	X	X	X	X	X	X	X	X	X	X	X	Nov-Jan	Nov-Jan	Nov-Mar	Jan-Dec	Jan-Dec	
	Spot			ABUNDANT	X	X	X	X	X	X	X	X	X	X	X	Oct-Apr	Oct-Apr	Oct-Apr	Dec-Oct	Jan-Dec	
	Spotted seatrout			COMMON	X	X	X	X	X	X	X	X	X	X	X	Apr-Dec	Apr-Sep	Apr-Oct	Jan-Dec	Jan-Dec	
	Striped mullet			ABUNDANT	X	X	X	X	X	X	X	X	X	X	X	Oct-Mar	Oct-Mar	Oct-Apr	Jan-Dec	Jan-Dec	
	Tarpon			COMMON	X	X	X	X	X	X	X	X	X	X	X			Aug-Dec	Jan-Dec	Jun-Aug	
Yellowfin menhaden			PRESENT	X	X	X	X	X	X	X	X	X	X	X	Dec-Mar			Jan-Dec	Jan-Dec		
 Estuarine Resident	Code goby			COMMON	X	X	X	X	X	X	X	X	X	X	Mar-Aug	Mar-Aug	Mar-Sep	Jan-Dec	Jan-Dec		
	Gulf killifish			COMMON	X	X	X	X	X	X	X	X	X	X	Apr-Aug	Apr-Sep	Apr-Sep	Jan-Dec	Jan-Dec		
	Sheepshead minnow			ABUNDANT	X	X	X	X	X	X	X	X	X	X	Apr-Sep	Apr-Oct	Apr-Oct	May-Jan	Jan-Dec		
	Silver perch			ABUNDANT	X	X	X	X	X	X	X	X	X	X	Mar-Aug	Mar-Aug	Mar-Sep	Jan-Dec	Jan-Dec		
	Silversides			HIGHLY-ABUNDANT	X	X	X	X	X	X	X	X	X	X	Jan-Dec	Jan-Dec	Jan-Dec	Jan-Dec	Jan-Dec		
	Smalltooth sawfish		E	PRESENT	X	X	X	X	X	X	X	X	X	X				Jan-Dec	Jan-Dec		
 Fish	Vermillion snapper			COMMON			X	X	X	X	X	X	X	Apr-Nov	Apr-Nov	Apr-Nov	Apr-Nov	Apr-Nov			

Little St George Island, Florida (continued)


Fish (continued)																						
Subelement	Species	S	F	Concentration	J	F	M	A	M	J	J	A	S	O	N	D	SPAWNING	EGGS	LARVAE	JUVENILE	ADULT	
 Marine Benthic	Atlantic spadefish			COMMON			X	X	X	X	X	X	X	X	X	X	May-Sep	May-Sep	May-Oct	Jan-Dec	Jan-Dec	
	Cusk eels			PRESENT	X	X	X	X	X	X	X	X	X	X	X	X	Jan-Dec	Jan-Dec	Jan-Dec	Jan-Dec	Jan-Dec	
	Flatfish			ABUNDANT	X	X	X	X	X	X	X	X	X	X	X	X	Jan-Dec	Jan-Dec	Jan-Dec	Jan-Dec	Jan-Dec	
	Florida pompano			COMMON			X	X	X	X	X	X	X	X	X	X	Mar-Oct	Mar-Oct	Mar-Sep	Mar-Nov		
	Gag grouper			ABUNDANT	X	X			X	X	X	X	X	X	X	X				May-Oct	Oct-Feb	
	Goatfishes			PRESENT	X	X	X	X	X	X	X	X	X	X	X	X	Mar-Jun	Mar-Jun	Mar-Jul	Jan-Dec	Jan-Dec	
	Gray triggerfish			PRESENT	X	X	X	X	X	X	X	X	X	X	X	X	May-Sep	May-Sep	May-Oct	Apr-Nov	Apr-Nov	
	Little tunny			HIGHLY-ABUNDANT	X	X	X	X	X	X	X	X	X	X	X	X						
	Lizardfishes			ABUNDANT			X	X	X	X	X	X	X	X	X	X		Apr-Aug	Apr-Aug	Apr-Oct	Jan-Dec	Jan-Dec
	Permit			PRESENT			X	X	X	X	X	X	X	X	X	X		Apr-Jun	Apr-Jun	Mar-Oct	Aug-Nov	Mar-Nov
	Rays			ABUNDANT	X	X	X	X	X	X	X	X	X	X	X	X	Jan-Dec	Jan-Dec		Jan-Dec	Jan-Dec	
	Red snapper			PRESENT	X	X	X	X	X	X	X	X	X	X	X	X	May-Oct	May-Oct	May-Nov	Apr-Jan	Apr-Jan	
	Rock sea bass			COMMON				X	X	X	X	X	X	X	X	X	Mar-Jun	Mar-Jun	Mar-Jul	Jan-Dec	Jan-Dec	
	Scamp grouper			ABUNDANT			X	X	X	X	X	X	X	X	X	X	Mar-May	Mar-May	Mar-Jun	Mar-Nov	Apr-Nov	
	Searobins			ABUNDANT	X	X	X	X	X	X	X	X	X	X	X	X	Jan-Dec	Jan-Dec	Jan-Dec	Jan-Dec	Jan-Dec	
	Skates			ABUNDANT	X	X	X	X	X	X	X	X	X	X	X	X	Jan-Dec	Jan-Dec		Jan-Dec	Jan-Dec	
Tonguefish			ABUNDANT	X	X	X	X	X	X	X	X	X	X	X	X	Jan-Dec	Jan-Dec	Jan-Dec	Jan-Dec	Jan-Dec		
 Marine Pelagic	Amberjacks			ABUNDANT				X	X	X	X	X	X	X	X		Apr-Nov	Apr-Nov	Apr-Dec	Apr-Dec	Apr-Dec	
	Atlantic tripletail			PRESENT	X	X	X	X	X	X	X	X	X	X	X	X	May-Sep	May-Sep	May-Oct	Jan-Dec	Jan-Dec	
	Ballyhoo			PRESENT					X	X	X											
	Bigeye scad			HIGHLY-ABUNDANT	X	X	X	X	X	X	X	X	X	X	X	X	Jun-Nov	Jun-Nov	Jun-Dec	Jan-Dec	Jan-Dec	
	Blackfin tuna			PRESENT				X	X	X	X	X	X	X	X		Apr-Dec	Apr-Dec	Apr-Dec	Apr-Dec	Oct	
	Blacknose shark			PRESENT	X	X	X	X	X	X	X	X	X	X	X	X	May-Jul		May-Oct	May-Oct	Jan-Dec	
	Blacktip shark			PRESENT			X	X	X	X	X	X	X	X	X		May-Jun		May-Sep	Mar-Nov	Apr-Nov	
	Blue runner			COMMON					X	X	X	X					Apr-Aug	Apr-Aug	Apr-Sep	Jan-Dec	Jan-Dec	
	Bluefin tuna		C	PRESENT				X	X	X							Apr-Jun	Apr-Jun	Apr-Jun	Apr-Jun	Apr-Jun	
	Cobia			PRESENT	X	X	X	X	X	X	X	X	X	X	X	X	May-Sep	May-Sep	May-Sep	Mar-Nov	Mar-Nov	
	Crevalle jack			COMMON			X	X	X	X	X	X	X	X	X		Apr-Aug	Apr-Aug	Apr-Sep	Jan-Dec	Jan-Dec	
	Dolphin			ABUNDANT	X	X	X	X	X	X	X	X	X	X	X	X	Jan-Dec	Jan-Dec	Jan-Dec	Jan-Dec	Jul-Aug	
	Finetooth shark			-					X	X	X	X							May-Sep	May-Sep	May-Sep	
	King mackerel			COMMON					X	X	X	X	X				Jun-Oct	Jun-Oct	Jun-Oct	Jun-Nov	Jun-Nov	
	Red grouper			PRESENT	X	X	X	X	X	X	X	X	X	X	X	X	Mar-Jul				Jan-Dec	
	Round scad			HIGHLY-ABUNDANT	X	X	X	X	X	X	X	X	X	X	X	X	Sep-Jan*	Sep-Jan*	Sep-Jan*	Jan-Dec	Jan-Dec	
	Scalloped hammerhead			ABUNDANT	X	X	X	X	X	X	X	X	X	X	X	X	May-Jun		Apr-Oct	Jan-Dec	Apr-Nov	
	Spanish mackerel			RARE	X	X	X	X	X	X	X	X	X	X	X	X	May-Oct	May-Oct	May-Oct	Jan-Dec	Jan-Dec	
	Spanish sardine			PRESENT	X	X	X	X	X	X	X	X	X	X	X	X	Mar-Nov	Mar-Nov	Mar-Nov	Jan-Dec	Jan-Dec	
Spinner shark			-					X	X	X	X					May-Jun			Jun-Sep	May-Jun		
Thread herring			COMMON					X	X	X	X					Mar-Sep	Mar-Sep	Mar-Sep	Apr-Dec	Jan-Dec		
Wahoo			ABUNDANT	X	X	X	X	X	X	X	X	X	X	X	X	Apr-Sep	Apr-Sep	Apr-Sep	Jan-Dec	Jan-Dec		

(*) = This life stage occurs during the months listed, but not continuously.

Marine Mammals


Subelement	Species	S	F	Concentration	J	F	M	A	M	J	J	A	S	O	N	D	MATING	CALVING	PUPPING	MOLTING
 Dolphin	Bottlenose dolphin			-	X	X	X	X	X	X	X	X	X	X	X	X				
 Manatee	West Indian manatee	E	E	HIGH			X	X	X	X	X	X	X	X	X					

Reptiles and Amphibians


Subelement	Species	S	F	Concentration	J	F	M	A	M	J	J	A	S	O	N	D	NESTING	HATCHING	INTERESTING	JUVENILE	ADULT
 Snake	Apalachicola kingsnake			-	X	X	X	X	X	X	X	X	X	X	X	X	Mar-Jul	Jul-Aug			
	Gulf salt marsh snake			-	X	X	X	X	X	X	X	X	X	X	X	X	Mar-Apr	Jul-Aug			Jan-Dec

Little St George Island, Florida (continued)



















Reptiles and Amphibians (continued)

Subelement	Species	S	F	Concentration	J	F	M	A	M	J	J	A	S	O	N	D	NESTING	HATCHING	INTERESTING	JUVENILE	ADULT
 Turtle	Green sea turtle	E	E	RARE	X	X	X	X	X	X	X	X	X	X	X	X	Jun-Aug	Aug-Nov	May-Nov	Jan-Dec	Jan-Dec
	Hawksbill sea turtle	E	E	RARE	X	X	X	X	X	X	X	X	X	X	X	X				Jan-Dec	Jan-Dec
	Kemp's ridley sea turtle	E	E	PRESENT	X	X	X	X	X	X	X	X	X	X	X	X				Jan-Dec	Jan-Dec
	Leatherback sea turtle	E	E	RARE	X	X	X	X	X	X	X	X	X	X	X	X	May-Jul	Jul-Sep		Jan-Dec	Jan-Dec
	Loggerhead sea turtle	T	T	PRESENT	X	X	X	X	X	X	X	X	X	X	X	X	May-Sep	Jul-Nov	Apr-Sep	Jan-Dec	Jan-Dec

Terrestrial Mammals

Subelement	Species	S	F	Concentration	J	F	M	A	M	J	J	A	S	O	N	D
 Canine	Red wolf	E	-		X	X	X	X	X	X	X	X	X	X	X	X

Human Use Resources

Icon	Type	Name	Contact	Phone
	Wildlife Refuge	St. Vincent National Wildlife Refuge		
	Recreational Fishing	Shellfish Harvesting Area		
	Park	Cape St. George State Reserve		
	Marina	Aplachicola Municipal Marina	DOCKMASTER	850/653-8715
	Marina	Miller Marine Inc	DOCKMASTER	850/653-9521
	Management Area	Apalachicola Bay Aquatic Preserve		850/670-4783
	Management Area	Apalachicola Nerr	RESERVE MANAGER	850/670-7700
	Management Area	Apalachicola River And Bay Swim	NWFWMD SWIM	850/539-5999
	Management Area	Box-r Wildlife Management Area	JERRY PITTS, AREA BIOLOGIST	850/827-2934
	Historical Site	Historic Property	FL SHPO	850/245-6440
	Critical Habitat	Gulf Sturgeon Critical Habitat	FWRI	
	Critical Habitat	Piping Plover Critical Habitat	USFWS	
	Boat Ramp	Battery Park & Marina		850/653-9319
	Boat Ramp	Black Pearl Charters		
	Boat Ramp	Unknown Off Hwy 98		
	Boat Ramp	Water Street Seafood		
	Beach	St Geo Isl Sp		
	Abandoned Vessel	Little Tots		
	Abandoned Vessel	Pan Dallas		















SHORELINE RESOURCES:

ESI Polygon Habitats

Pattern	ESI Rank	Habitat	Area (meters ²)
	10A	Salt- and brackish-water marshes	4,427,592
	10B	Freshwater marshes	227,062
	10C	Swamps	2,857,919
	10D	Scrub-shrub wetlands	1,431,752
	9A	Sheltered tidal flats	405,420
	7	Exposed tidal flats	5,410,968

Little St George Island, Florida (continued)

Shoreline Types (Length of ESI Shoreline on Map = 96,875 meters ; Length of Shoreline on Map = 90,238 meters)

Color	ESI Rank	Shoreline Habitat	Length (meters)	% of ESI Shoreline
	10A	Salt- and brackish-water marshes	57,931	59
	10C	Swamps	5,874	6
	10D	Scrub-shrub wetlands	1,547	1
	9A	Sheltered tidal flats	18,805	19
	9B	Vegetated low banks	4,020	4
	8B	Sheltered, solid man-made structures	572	<1
	8C	Sheltered riprap	85	<1
	7	Exposed tidal flats	61,444	63
	6B	Riprap	2,579	2
	5	Mixed sand and gravel beaches	274	<1
	4	Coarse-grained sand beaches	3,485	3
	3A	Fine- to medium-grained sand beaches	39,995	41
	3B	Scarps and steep slopes in sand	869	<1
	1B	Exposed, solid man-made structures	117	<1

Note: A shoreline segment may include multiple shoreline habitats. If any segments include multiple habitats, the combined length of all habitats will exceed the length of the mapped ESI shoreline, and the percent of ESI shoreline values will sum to greater than 100%.



Content from Florida Panhandle - 2012 ESI Atlas