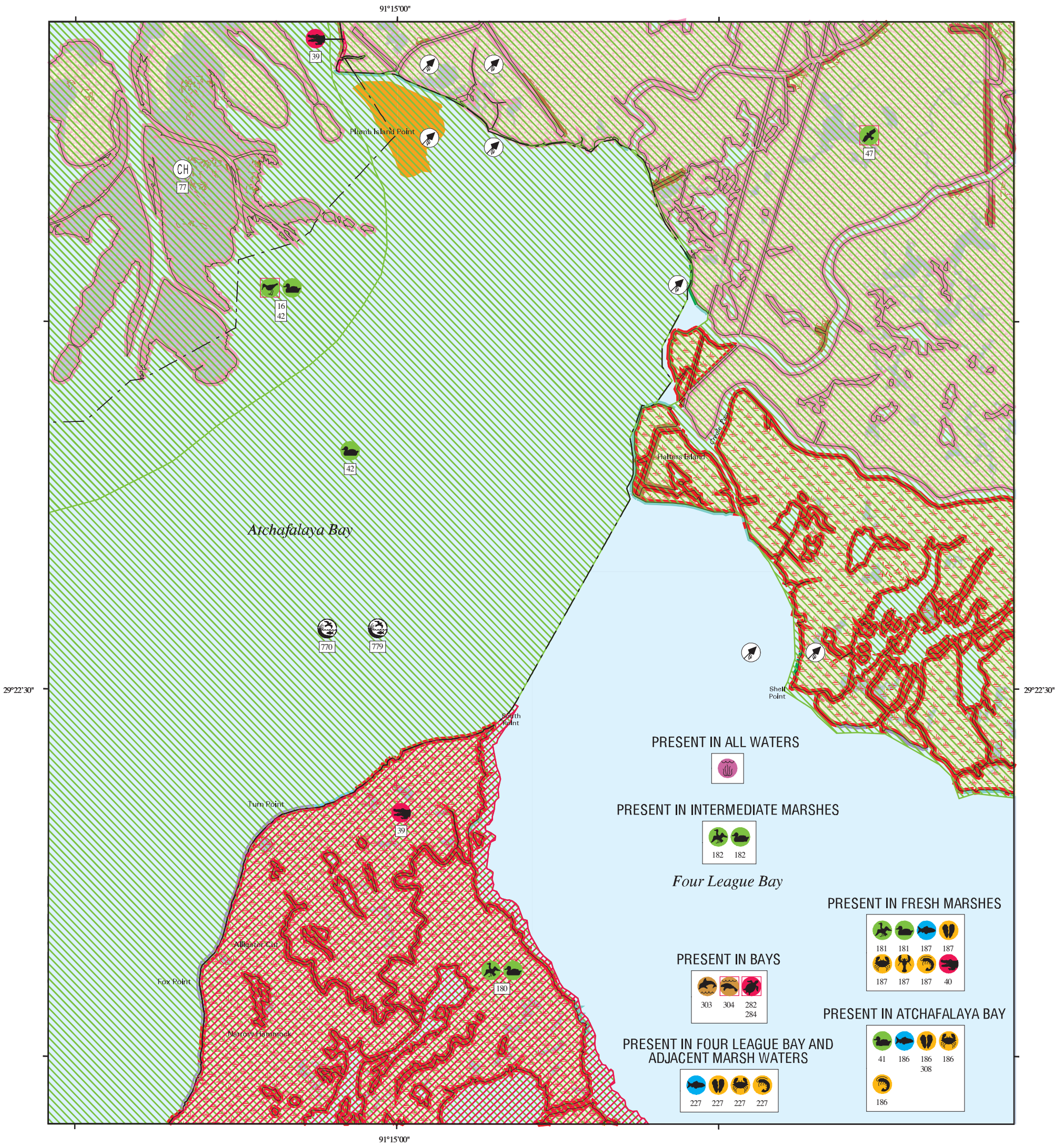


ENVIRONMENTAL SENSITIVITY INDEX MAP

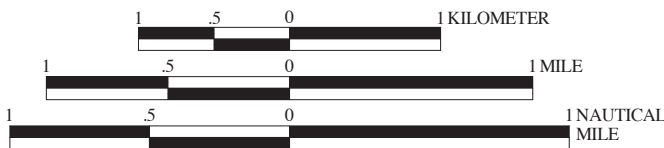


SHORELINE HABITATS (ESI)

- 1B EXPOSED, SOLID MAN-MADE STRUCTURES
- 2A EXPOSED WAVE-CUT PLATFORMS IN CLAY OR MUD
- 2B EXPOSED SCARPS AND STEEP SLOPES IN CLAY OR MUD
- 3A FINE- TO MEDIUM-GRAINED SAND BEACHES
- 3B SCARPS AND STEEP SLOPES IN SAND
- 4 COARSE-GRAINED SAND BEACHES
- 5 MIXED SAND AND GRAVEL (SHELL) BEACHES
- 6A GRAVEL BEACHES
- 6B RIPRAP
- 7 EXPOSED TIDAL FLATS
- 8A SHELTERED SCARPS IN CLAY OR MUD
- 8B SHELTERED, SOLID MAN-MADE STRUCTURES
- 8C SHELTERED RIPRAP
- 8E PEAT
- 9A SHELTERED TIDAL FLATS
- 9B VEGETATED LOW BANKS
- 10A SALT-AND BRACKISH-WATER MARSHES
- 10B FRESHWATER MARSHES
- 10C SWAMPS
- 10D SCRUB-SHRUB WETLANDS, INCLUDING BLACK MANGROVES

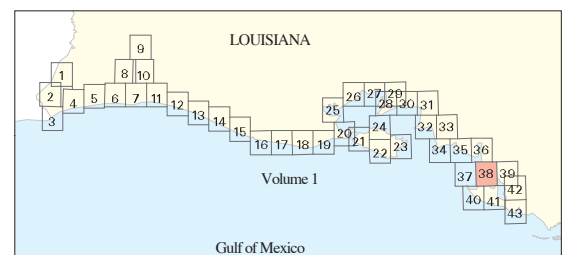


SCALE 1:50000



Not For Navigation
Published: December 2013

Published at Seattle, Washington
National Oceanic and Atmospheric Administration
National Ocean Service
Office of Response and Restoration
Emergency Response Division



Louisiana: ESIMAP 38

BIOLOGICAL RESOURCES:

BIRD:

RAR#	Species	S F Conc.	J	F	M	A	M	J	J	A	S	O	N	D	Nesting	Migrating	Molting
16	Piping plover	T T	X	X	X	X					X	X	X	X	-	-	-
	Red knot			X	X	X				X	X	X			-	-	-
	Wilson's plover	1 BIRD		X	X	X	X	X	X	X	X				-	-	-
41	Scaup	10,000S	X	X	X	X	X					X	X	X	-	-	-
42	Dabbling ducks	100,000S	X	X	X	X	X				X	X	X	X	-	-	-
	Diving ducks	10,000S	X	X	X	X	X				X	X	X		-	-	-
	Greater white-fronted goose	1,000S	X	X	X						X	X	X	-	-	-	
	Snow goose	10,000S	X	X	X	X					X	X		-	-	-	
47	Bald eagle	E	X	X	X	X	X				X	X	X	X	NOV-APR	-	-
180	American coot	UP TO 353 IND/SQ MI	X	X	X	X					X	X	X	X	-	-	-
	American white pelican	1000S	X	X	X	X	X	X	X	X	X	X	X	X	-	-	-
	American wigeon	UP TO 90 IND/SQ MI	X	X	X	X					X	X	X		-	-	-
	Blue-winged teal	UP TO 87 IND/SQ MI	X	X	X	X					X	X	X	X	-	-	-
	Canvasback	UP TO 3 IND/SQ MI	X	X	X						X	X			-	-	-
	Gadwall	UP TO 800 IND/SQ MI	X	X	X	X					X	X	X		-	-	-
	Green-winged teal	UP TO 164 IND/SQ MI	X	X	X	X					X	X	X		-	-	-
	Hooded merganser	UP TO 3 IND/SQ MI	X	X	X	X					X	X	X		-	-	-
	Mallard	UP TO 35 IND/SQ MI	X	X	X	X					X	X	X		-	-	-
	Mottled duck	UP TO 28 IND/SQ MI	X	X	X	X	X	X	X	X	X	X	X	X	MAR-JUN	-	-
	Northern pintail	UP TO 11 IND/SQ MI	X	X	X	X					X	X	X		-	-	-
	Northern shoveler	UP TO 32 IND/SQ MI	X	X	X	X	X				X	X	X	X	-	-	-
	Ring-necked duck	UP TO 26 IND/SQ MI	X	X	X						X	X			-	-	-
	Scaup	UP TO 90 IND/SQ MI	X	X	X	X	X				X	X	X		-	-	-
181	American coot	UP TO 1063 IND/SQ MI	X	X	X	X					X	X	X	X	-	-	-
	American white pelican	1000S	X	X	X	X	X	X	X	X	X	X	X	X	-	-	-
	American wigeon	UP TO 98 IND/SQ MI	X	X	X	X					X	X	X		-	-	-
	Blue-winged teal	UP TO 99 IND/SQ MI	X	X	X	X					X	X	X	X	-	-	-
	Canvasback	UP TO 64 IND/SQ MI	X	X	X						X	X			-	-	-
	Gadwall	UP TO 394 IND/SQ MI	X	X	X	X					X	X	X		-	-	-
	Green-winged teal	UP TO 251 IND/SQ MI	X	X	X	X					X	X	X		-	-	-
	Hooded merganser	UP TO 1 IND/SQ MI	X	X	X	X					X	X	X		-	-	-
	Mallard	UP TO 338 IND/SQ MI	X	X	X	X					X	X	X		-	-	-
	Mottled duck	UP TO 12 IND/SQ MI	X	X	X	X	X	X	X	X	X	X	X	X	MAR-JUN	-	-
	Northern pintail	UP TO 259 IND/SQ MI	X	X	X	X					X	X	X		-	-	-
	Northern shoveler	UP TO 36 IND/SQ MI	X	X	X	X	X				X	X	X	X	-	-	-
	Ring-necked duck	UP TO 289 IND/SQ MI	X	X	X						X	X			-	-	-
	Scaup	UP TO 281 IND/SQ MI	X	X	X	X	X				X	X	X		-	-	-
182	American coot	UP TO 1058 IND/SQ MI	X	X	X	X					X	X	X	X	-	-	-
	American white pelican	100S	X	X	X	X	X	X	X	X	X	X	X	X	-	-	-
	American wigeon	UP TO 113 IND/SQ MI	X	X	X	X					X	X	X		-	-	-
	Blue-winged teal	UP TO 103 IND/SQ MI	X	X	X	X					X	X	X	X	-	-	-
	Canvasback	UP TO 106 IND/SQ MI	X	X	X						X	X			-	-	-
	Gadwall	UP TO 492 IND/SQ MI	X	X	X	X					X	X	X		-	-	-
	Green-winged teal	UP TO 147 IND/SQ MI	X	X	X	X					X	X	X		-	-	-
	Hooded merganser	UP TO 1 IND/SQ MI	X	X	X	X					X	X	X		-	-	-
	Mallard	UP TO 32 IND/SQ MI	X	X	X	X					X	X	X		-	-	-
	Mottled duck	UP TO 38 IND/SQ MI	X	X	X	X	X	X	X	X	X	X	X	X	MAR-JUN	-	-
	Northern pintail	UP TO 484 IND/SQ MI	X	X	X	X					X	X	X		-	-	-
	Northern shoveler	UP TO 25 IND/SQ MI	X	X	X	X	X				X	X	X	X	-	-	-
	Ring-necked duck	UP TO 403 IND/SQ MI	X	X	X						X	X			-	-	-
	Scaup	UP TO 196 IND/SQ MI	X	X	X	X	X				X	X	X		-	-	-

FISH:

RAR#	Species	S F Conc.	J	F	M	A	M	J	J	A	S	O	N	D	Spawning	Eggs	Larvae	Juveniles	Adults
186	Atlantic spadefish	HIGHLY ABUNDANT								X	X	X	X		-	-	-	-	-
	Black drum	ABUNDANT	X	X	X	X	X	X	X	X	X	X	X	X	JAN-JUL	-	JAN-JUL	JAN-DEC	JAN-DEC
	Blue catfish	ABUNDANT	X	X											-	-	-	JAN-FEB	JAN-FEB
	Bull shark	ABUNDANT					X	X	X	X					-	-	MAY-SEP	JUN-SEP	-
	Croakers	ABUNDANT	X	X	X	X	X	X	X	X	X	X	X	X	-	-	-	-	-
	Gafftopsail catfish	HIGHLY ABUNDANT					X	X	X	X	X	X		-	-	-	-	-	
	Gulf menhaden	HIGHLY ABUNDANT	X	X	X	X	X	X	X	X	X	X	X	X	-	-	-	JAN-DEC	JAN-DEC
	Longnose gar	PRESENT	X	X	X	X	X	X	X	X	X	X	X	X	MAR-APR	MAR-APR	MAR-APR	MAR-JUN	JAN-DEC
	Red drum	PRESENT	X	X	X	X	X	X	X	X	X	X	X	X	-	-	-	JAN-DEC	-
	Shad	ABUNDANT	X	X											-	-	-	-	-
	Southern flounder	PRESENT	X	X	X	X	X	X	X	X	X	X	X	X	-	-	-	JAN-DEC	JAN-DEC
	Spotted seatrout	COMMON	X	X	X	X	X	X	X	X	X	X	X	X	-	-	APR-SEP	JAN-DEC	JAN-DEC
	Striped mullet	HIGHLY ABUNDANT	X	X	X	X	X	X	X	X	X	X	X	X	-	-	-	JAN-DEC	JAN-DEC
	White trout	COMMON					X	X	X	X	X				-	-	-	JUL-DEC	JUL-DEC
187	Alligator gar	PRESENT	X	X	X	X	X	X	X	X	X	X	X	X	-	-	-	-	-
	American eel	PRESENT	X	X	X	X	X	X	X	X	X	X	X	X	-	-	-	JAN-DEC	JAN-DEC
	Anchovies	PRESENT	X	X	X	X	X	X	X	X	X	X	X	X	MAR-SEP	MAR-SEP	MAR-SEP	JAN-DEC	JAN-DEC
	Black drum	ABUNDANT	X	X	X	X	X	X	X	X	X	X	X	X	-	-	-	JAN-DEC	JAN-DEC
	Blue catfish	ABUNDANT	X	X	X	X					X	X			-	-	-	OCT-MAY	OCT-MAY
	Bowfin	PRESENT	X	X	X	X	X	X	X	X	X	X	X	X	-	-	-	-	-
	Bream	ABUNDANT	X	X	X	X	X	X	X	X	X	X	X	X	MAR-AUG	MAR-AUG	MAR-NOV	JAN-DEC	JAN-DEC
	Buffalo	PRESENT	X	X	X	X	X	X	X	X	X	X	X	X	-	-	-	-	-
	Channel catfish	PRESENT	X	X	X	X	X	X	X	X	X	X	X	X	APR-JUL	APR-JUL	-	-	JAN-DEC
	Crappie	PRESENT	X	X	X	X	X	X	X	X	X	X	X	X	FEB-MAY	FEB-MAY	FEB-JUN	JAN-DEC	JAN-DEC
	Croakers	ABUNDANT	X	X	X	X	X	X	X	X	X	X	X	X	-	-	-	-	-
	Flathead catfish	PRESENT	X	X	X	X	X	X	X	X	X	X	X	X	-	-	-	-	-
	Freshwater drum	PRESENT	X	X	X	X	X	X	X	X	X	X	X	X	-	-	-	-	-
	Gafftopsail catfish	COMMON					X	X	X	X	X				-	-	-	-	-
	Gulf menhaden	COMMON	X	X	X	X	X	X	X	X	X	X	X	X	-	-	-	JAN-DEC	JAN-DEC
	Killifish	PRESENT	X	X	X	X	X	X	X	X	X	X	X	X	APR-SEP	-	-	JAN-DEC	JAN-DEC
	Largemouth bass	PRESENT	X	X	X	X	X	X	X	X	X	X	X	X	JAN-MAY	-	-	JAN-DEC	JAN-DEC
	Longnose gar	PRESENT	X	X	X	X	X	X	X	X	X	X	X	X	MAR-APR	MAR-APR	MAR-APR	MAR-JUN	JAN-DEC
	Paddlefish	PRESENT	X	X	X	X	X	X	X	X	X	X	X	X	-	-	-	-	-
	Shad	ABUNDANT	X	X	X	X	X	X	X	X	X	X	X	X	MAR-MAY	MAR-MAY	MAR-JUN	MAR-JUL	JAN-DEC
	Sheepshead	PRESENT	X	X	X	X	X	X	X	X	X	X	X	X	-	-	-	JAN-DEC	JAN-DEC
	Southern flounder	PRESENT	X	X	X	X	X	X	X	X	X	X	X	X	-	-	-	JAN-DEC	JAN-DEC
	Spotted gar	HIGHLY ABUNDANT	X	X	X	X	X	X	X	X	X	X	X	X	MAR-APR	MAR-APR	MAR-APR	MAR-JUN	JAN-DEC
	Spotted seatrout	COMMON	X	X	X	X	X	X	X	X	X				-	-	-	OCT-JUL	OCT-JUL
	Striped mullet	ABUNDANT	X	X	X	X	X	X	X	X	X	X	X	X	-	-	-	JAN-DEC	JAN-DEC
	White bass	PRESENT	X	X	X	X	X	X	X	X	X	X	X	X	-	-	-	-	-
	White trout	ABUNDANT	X	X	X	X	X	X	X	X	X	X	X	X	-	-	-	JAN-DEC	JAN-DEC
227	Anchovies	HIGHLY ABUNDANT	X	X	X	X	X	X	X	X	X	X	X	X	MAR-SEP	MAR-SEP	MAR-SEP	JAN-DEC	JAN-DEC
	Atlantic spadefish	COMMON					X	X	X						-	-	-	-	-
	Black drum	HIGHLY ABUNDANT	X	X	X	X	X	X	X	X	X	X	X	X	JAN-JUL	-	-	JAN-DEC	JAN-DEC
	Blue catfish	ABUNDANT	X	X	X	X	X				X				APR-JUN	APR-JUN	-	DEC-JUN	DEC-JUN
	Bream	PRESENT	X	X	X	X	X	X	X	X	X	X	X	X	MAR-AUG	MAR-AUG	MAR-NOV	JAN-DEC	JAN-DEC
	Bull shark	COMMON					X	X	X	X	X				-	-	MAY-SEP	MAR-NOV	-

Louisiana: ESIMAP 38 (cont.)

BIOLOGICAL RESOURCES: (cont.)

FISH: (cont.)

RAR#	Species	S F Conc.	J	F	M	A	M	J	J	A	S	O	N	D	Spawning	Eggs	Larvae	Juveniles	Adults
227	King mackerel	PRESENT		X	X	X									-	-	-	-	-
	Kingfishes	ABUNDANT		X	X	X	X	X	X	X	X	X	X	X	-	-	-	-	-
	Largemouth bass	COMMON	X	X	X	X	X	X	X	X	X	X	X	X	JAN-MAY	-	-	JAN-DEC	JAN-DEC
	Pipefish	PRESENT	X	X	X	X	X	X	X	X	X	X	X	X	-	-	-	-	-
	Red drum	HIGHLY ABUNDANT	X	X	X	X	X	X	X	X	X	X	X	X	-	-	-	JAN-DEC	-
	Shad	ABUNDANT	X	X	X	X	X	X	X	X	X	X	X	X	-	-	-	-	-
	Sheepshead	ABUNDANT	X	X	X	X	X	X	X	X	X	X	X	X	-	-	-	JAN-DEC	JAN-DEC
	Southern flounder	ABUNDANT	X	X	X	X	X	X	X	X	X	X	X	X	-	-	-	JAN-DEC	JAN-DEC
	Spanish mackerel	COMMON		X	X	X	X	X	X	X					-	-	-	MAR-OCT	-
	Spotted gar	COMMON	X	X	X	X	X	X	X	X	X	X	X	X	MAR-APR	MAR-APR	MAR-APR	MAR-JUN	JAN-DEC
	Spotted seatrout	COMMON	X	X	X	X	X	X	X	X	X	X	X	X	-	-	-	JAN-DEC	JAN-DEC
	Striped mullet	ABUNDANT	X	X	X	X	X	X	X	X	X	X	X	X	-	-	-	JAN-DEC	JAN-DEC
	White trout	ABUNDANT	X	X	X	X	X	X	X	X	X	X	X	X	-	-	-	JAN-DEC	JAN-DEC

INVERTEBRATE:

RAR#	Species	S F Conc.	J	F	M	A	M	J	J	A	S	O	N	D	Spawning	Eggs	Larvae	Juveniles	Adults
186	Atlantic rangia	PRESENT	X	X	X	X	X	X	X	X	X	X	X	X	MAR-NOV	-	MAR-NOV	JAN-DEC	JAN-DEC
	Atlantic seabob shrimp	HIGHLY ABUNDANT		X	X	X	X	X	X						-	-	-	-	-
	Blue crab	ABUNDANT	X	X	X	X	X	X	X	X	X	X	X	X	APR-NOV	APR-NOV	APR-NOV	JAN-DEC	JAN-DEC
	Grass shrimp	ABUNDANT	X	X	X	X	X	X	X	X	X	X	X	X	-	-	-	-	-
	River shrimp	PRESENT		X	X	X									APR-JUN	-	APR-JUL	-	APR-JUN
	White shrimp	HIGHLY ABUNDANT	X	X	X	X	X	X	X	X	X	X	X	X	MAY-NOV	-	-	-	JAN-DEC
187	Atlantic rangia	PRESENT	X	X	X	X	X	X	X	X	X	X	X	X	MAR-NOV	-	MAR-NOV	JAN-DEC	JAN-DEC
	Blue crab	ABUNDANT	X	X	X	X	X	X	X	X	X	X	X	X	APR-NOV	APR-NOV	APR-NOV	JAN-DEC	JAN-DEC
	Red swamp crawfish	PRESENT	X	X	X	X	X	X	X	X	X	X	X	X	MAR-MAY	JAN-DEC	JAN-DEC	JAN-DEC	JAN-DEC
	River shrimp	ABUNDANT						X	X						-	-	-	JUL-SEP	-
	White shrimp	ABUNDANT		X	X	X	X	X	X						-	-	MAY-NOV	MAR-NOV	-
227	Atlantic rangia	PRESENT	X	X	X	X	X	X	X	X	X	X	X	X	MAR-NOV	-	MAR-NOV	JAN-DEC	JAN-DEC
	Atlantic seabob shrimp	ABUNDANT								X					-	-	-	-	-
	Blue crab	HIGHLY ABUNDANT	X	X	X	X	X	X	X	X	X	X	X	X	APR-NOV	APR-NOV	APR-NOV	JAN-DEC	JAN-DEC
	Brown shrimp	HIGHLY ABUNDANT	X	X	X	X	X	X	X	X	X	X	X	X	-	-	FEB-NOV	JAN-DEC	-
	Fiddler crab	PRESENT	X	X	X	X	X	X	X	X	X	X	X	X	JUN-AUG	-	-	-	-
	Grass shrimp	ABUNDANT	X	X	X	X	X	X	X	X	X	X	X	X	-	-	-	-	-
	White shrimp	HIGHLY ABUNDANT	X	X	X	X	X	X	X	X	X	X	X	X	-	-	MAY-NOV	JAN-DEC	-
308	Eastern oyster	PRESENT	X	X	X	X	X	X	X	X	X	X	X	X	MAR-NOV	MAR-NOV	MAR-NOV	JAN-DEC	JAN-DEC

MARINE MAMMAL:

RAR#	Species	S F Conc.	J	F	M	A	M	J	J	A	S	O	N	D	Mating	Calving	Pupping	Molting
303	Bottlenose dolphin	VERY ABUNDANT	X	X	X	X	X	X	X	X	X	X	X	X	-	-	-	-
304	West Indian manatee	E E RARE TO UNCOMMON	X	X	X	X	X	X	X	X	X	X	X	X	-	-	-	-

REPTILE:

RAR#	Species	S F Conc.	J	F	M	A	M	J	J	A	S	O	N	D	Nesting	Hatching	Internesting	Juveniles	Adults
39	American alligator	76-125 AC/NEST	X	X	X	X	X	X	X	X	X	X	X	X	MAY-JUL	JUL-SEP	-	JAN-DEC	JAN-DEC
40	American alligator	<75 AC/NEST	X	X	X	X	X	X	X	X	X	X	X	X	MAY-JUL	JUL-SEP	-	JAN-DEC	JAN-DEC
282	Kemp's ridley sea turtle	E E ABUNDANT		X	X	X	X								-	-	-	APR-SEP	-
284	Green sea turtle	T T OCCASIONAL	X	X	X	X	X	X	X	X					-	-	-	MAR-NOV	MAR-NOV
	Hawksbill sea turtle	E E VERY RARE		X	X	X	X	X	X						-	-	-	MAR-OCT	-
	Leatherback sea turtle	E E RARE	X	X	X	X	X	X	X	X	X	X	X	X	-	-	-	JAN-DEC	JAN-DEC
	Loggerhead sea turtle	T T COMMON	X	X	X	X	X	X	X	X	X	X	X	X	-	-	-	MAR-NOV	MAR-NOV

HUMAN USE RESOURCES:

CRITICAL HABITAT:

HUN#	Name	Contact	Phone
77	PIPING PLOVER CRITICAL HABITAT	USFWS	

MANAGEMENT AREA:

HUN#	Name	Contact	Phone
770	ATCHAFALAYA DELTA WMA	LDWF	
779	PUBLIC OYSTER AREA	LDWF	

Biological information shown on the maps represents known concentration areas or occurrences, but does not necessarily represent the full distribution or range of each species. The LDWF-LNHP provided information for some of the federally and state listed species and species of conservation concern for display in the ESI atlas and accompanying digital data in 2013. The available LNHP data sets are to be used for oil spill response and spill response planning only. These data represent existing information known to the LNHP at the time of the request and should never be substituted for consultation with the LNHP. The more spatially generalized 2011 polygonal waterbird colony data was provided by LNHP and the more spatially specific 2006 point waterbird colony data was provided by BTNEP. The display of these two data sets does not imply that EITHER or BOTH sets of polygons and/or points (especially if counts are aggregated) reflect current nest locations OR counts, but rather are to be used as a guide for what species could be present.