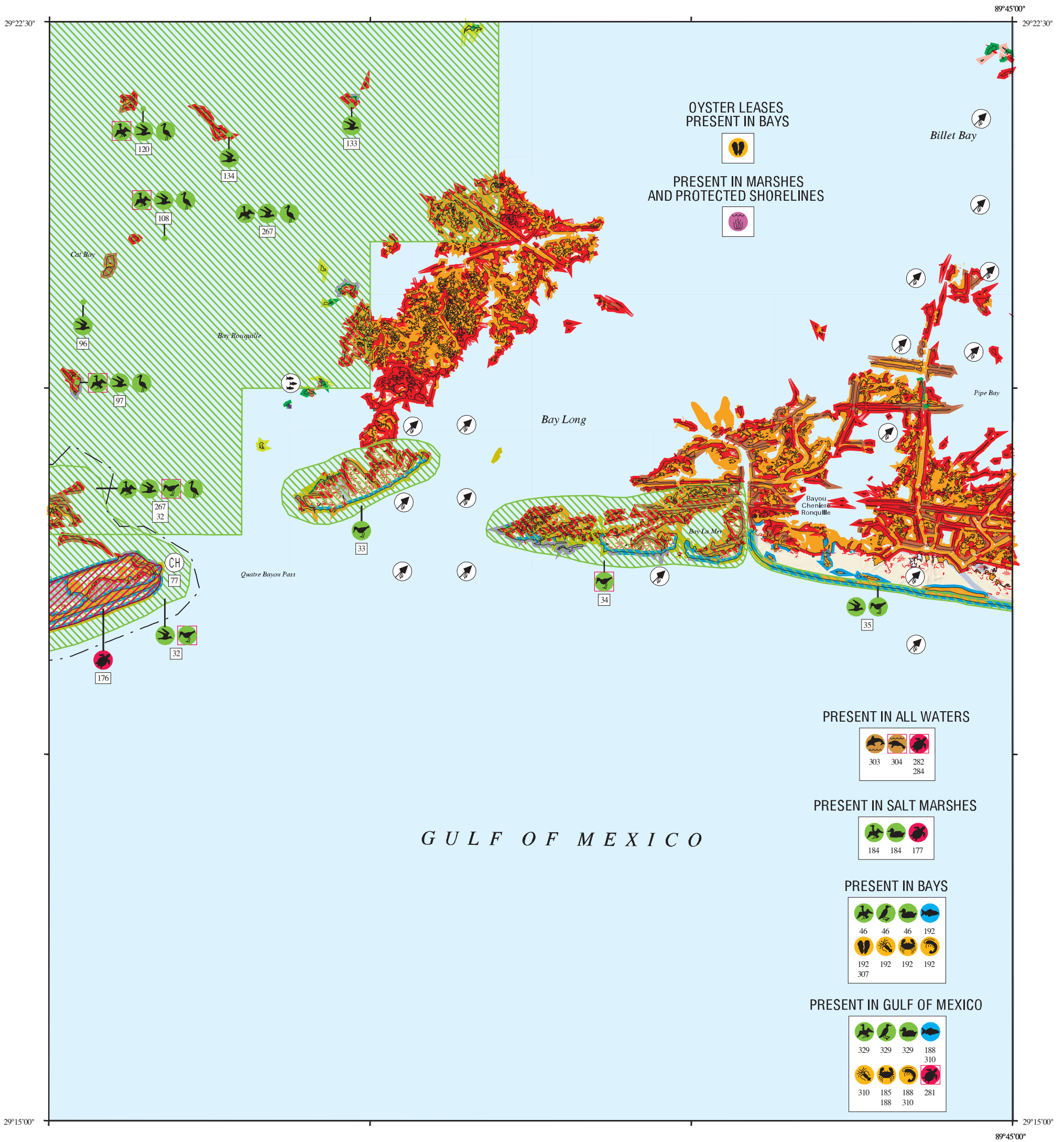


ENVIRONMENTAL SENSITIVITY INDEX MAP



OYSTER LEASES
PRESENT IN BAYS



PRESENT IN MARSHES
AND PROTECTED SHORELINES




PRESENT IN ALL WATERS




PRESENT IN SALT MARSHES



PRESENT IN BAYS



PRESENT IN GULF OF MEXICO

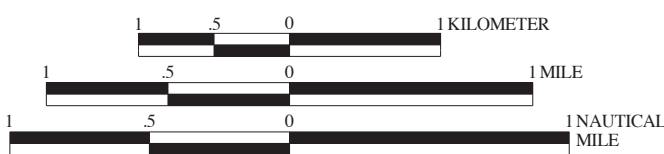


SHORELINE HABITATS (ESI)

- 1B EXPOSED, SOLID MAN-MADE STRUCTURES
- 2A EXPOSED WAVE-CUT PLATFORMS IN CLAY OR MUD
- 2B EXPOSED SCARPS AND STEEP SLOPES IN CLAY OR MUD
- 3A FINE- TO MEDIUM-GRAINED SAND BEACHES
- 3B SCARPS AND STEEP SLOPES IN SAND
- 4 COARSE-GRAINED SAND BEACHES
- 5 MIXED SAND AND GRAVEL (SHELL) BEACHES
- 6A GRAVEL BEACHES
- 6B RIPRAP
- 7 EXPOSED TIDAL FLATS
- 8A SHELTERED SCARPS IN CLAY OR MUD
- 8B SHELTERED, SOLID MAN-MADE STRUCTURES
- 8C SHELTERED RIPRAP
- 8E PEAT
- 9A SHELTERED TIDAL FLATS
- 9B VEGETATED LOW BANKS
- 10A SALT-AND BRACKISH-WATER MARSHES
- 10B FRESHWATER MARSHES
- 10C SWAMPS
- 10D SCRUB-SHRUB WETLANDS, INCLUDING BLACK MANGROVES

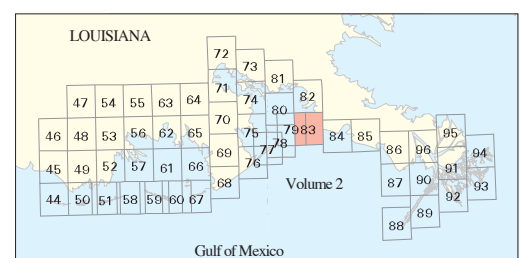


SCALE 1:50000



Not For Navigation
Published: December 2013

Published at Seattle, Washington
National Oceanic and Atmospheric Administration
National Ocean Service
Office of Response and Restoration
Emergency Response Division



Louisiana: ESIMAP 83

BIOLOGICAL RESOURCES:

BIRD:

RAR#	Species	S F Conc.	J	F	M	A	M	J	J	A	S	O	N	D	Nesting	Migrating	Molting
32	Least tern	230 PAIRS			X	X	X	X	X	X					APR-SEP	-	-
	Piping plover	T T	X	X	X	X		X	X	X	X	X	X		-	-	-
	Red knot			X	X	X		X	X	X					-	-	-
	Wilson's plover	14 PAIRS		X	X	X	X	X	X	X					MAR-JUL	-	-
33	Wilson's plover	4 PAIRS		X	X	X	X	X	X	X					MAR-JUL	-	-
34	Piping plover	T T 6 INDIV	X	X	X	X		X	X	X	X	X	X		-	-	-
	Red knot			X	X	X		X	X	X					-	-	-
	Wilson's plover	17 PAIRS		X	X	X	X	X	X	X					MAR-JUL	-	-
35	Least tern	50 PAIRS		X	X	X	X	X	X	X					APR-SEP	-	-
	Snowy plover	1 INDIV	X	X	X			X	X	X	X	X			-	-	-
	Wilson's plover	1 PAIR		X	X	X	X	X	X	X					MAR-JUL	-	-
46	Common loon	HIGH	X	X	X	X						X	X		-	-	-
	Northern gannet		X	X	X							X	X		-	-	-
	Scaup	100,000S	X	X	X	X						X	X		-	-	-
96	Black skimmer	45 PAIRS	X	X	X	X	X	X	X	X	X	X	X		MAY-SEP	-	-
	Laughing gull	550 PAIRS	X	X	X	X	X	X	X	X	X	X	X		APR-JUL	-	-
97	Brown pelican	E 175 PAIRS	X	X	X	X	X	X	X	X	X	X	X		NOV-SEP	-	-
	Forster's tern	235 PAIRS	X	X	X	X	X	X	X	X	X	X	X		MAR-JUL	-	-
	Laughing gull	2500 PAIRS	X	X	X	X	X	X	X	X	X	X	X		APR-JUL	-	-
	Snowy egret	5 PAIRS	X	X	X	X	X	X	X	X	X	X	X		MAR-JUL	-	-
108	Brown pelican	E 500 PAIRS	X	X	X	X	X	X	X	X	X	X	X		NOV-SEP	-	-
	Great egret	900 PAIRS	X	X	X	X	X	X	X	X	X	X	X		FEB-JUL	-	-
	Laughing gull	600 PAIRS	X	X	X	X	X	X	X	X	X	X	X		APR-JUL	-	-
	Roseate spoonbill	60 PAIRS	X	X	X	X	X	X	X	X	X	X	X		APR-AUG	-	-
	Tricolored heron	75 PAIRS	X	X	X	X	X	X	X	X	X	X	X		MAR-JUL	-	-
	White ibis	150 PAIRS	X	X	X	X	X	X	X	X	X	X	X		APR-AUG	-	-
	White-faced or Glossy ibis	55 PAIRS	X	X	X	X	X	X	X	X	X	X	X		APR-AUG	-	-
120	Brown pelican	E 175 PAIRS	X	X	X	X	X	X	X	X	X	X	X		NOV-SEP	-	-
	Forster's tern	75 PAIRS	X	X	X	X	X	X	X	X	X	X	X		MAR-JUL	-	-
	Great egret	25 PAIRS	X	X	X	X	X	X	X	X	X	X	X		FEB-JUL	-	-
	Laughing gull	40 PAIRS	X	X	X	X	X	X	X	X	X	X	X		APR-JUL	-	-
	Tricolored heron	10 PAIRS	X	X	X	X	X	X	X	X	X	X	X		MAR-JUL	-	-
	White ibis	200 PAIRS	X	X	X	X	X	X	X	X	X	X	X		APR-AUG	-	-
	White-faced or Glossy ibis	20 PAIRS	X	X	X	X	X	X	X	X	X	X	X		APR-AUG	-	-
133	Forster's tern	25 PAIRS	X	X	X	X	X	X	X	X	X	X	X		MAR-JUL	-	-
134	Forster's tern	70 PAIRS	X	X	X	X	X	X	X	X	X	X	X		MAR-JUL	-	-
	Laughing gull	130 PAIRS	X	X	X	X	X	X	X	X	X	X	X		APR-JUL	-	-
184	American coot	UP TO 2 IND/SQ MI	X	X	X	X		X	X	X					-	-	-
	American white pelican	HIGH	X	X	X	X	X	X	X	X					-	-	-
	American wigeon	UP TO 19 IND/SQ MI	X	X	X	X						X	X		-	-	-
	Blue-winged teal	UP TO 12 IND/SQ MI	X	X	X	X						X	X		-	-	-
	Canvasback	UP TO 2 IND/SQ MI	X	X	X							X	X		-	-	-
	Gadwall	UP TO 181 IND/SQ MI	X	X	X	X						X	X		-	-	-
	Green-winged teal	UP TO 232 IND/SQ MI	X	X	X	X						X	X		-	-	-
	Hooded merganser	UP TO 8 IND/SQ MI	X	X	X	X						X	X		-	-	-
	Mallard	UP TO 4 IND/SQ MI	X	X	X	X						X	X		-	-	-
	Mottled duck	UP TO 17 IND/SQ MI	X	X	X	X	X	X	X	X	X	X	X		MAR-JUN	-	-
	Northern pintail	UP TO 6 IND/SQ MI	X	X	X	X						X	X		-	-	-
	Northern shoveler	UP TO 9 IND/SQ MI	X	X	X	X						X	X		-	-	-
	Ring-necked duck	UP TO 9 IND/SQ MI	X	X	X							X	X		-	-	-
	Scaup	UP TO 468 IND/SQ MI	X	X	X	X						X	X		-	-	-
267	Gulls	3300 PAIRS	X	X	X	X	X	X	X	X	X	X	X		APR-JUL	-	-
	Pelicans	2080 PAIRS	X	X	X	X	X	X	X	X	X	X	X		NOV-JUL	-	-
	Terns	2450 PAIRS	X	X	X	X	X	X	X	X	X	X	X		MAR-AUG	-	-
	Wading birds	629 PAIRS	X	X	X	X	X	X	X	X	X	X	X		FEB-AUG	-	-
329	Common loon		X	X	X							X	X		-	-	-
	Northern gannet		X	X	X							X	X		-	-	-
	Scaup	100,000S	X	X	X	X						X	X		-	-	-
	Sea ducks		X	X	X	X						X	X		-	-	-

FISH:

RAR#	Species	S F Conc.	J	F	M	A	M	J	J	A	S	O	N	D	Spawning	Eggs	Larvae	Juveniles	Adults
188	Black drum	PRESENT	X	X	X	X	X	X	X	X	X	X	X	X	JAN-JUL	-	JAN-JUL	JAN-DEC	JAN-DEC
	Gafftopsail catfish	ABUNDANT			X	X	X	X	X						-	-	-	-	-
	Gulf menhaden	HIGHLY ABUNDANT			X	X	X	X	X	X					-	-	-	-	APR-NOV
	Kingfishes	HIGHLY ABUNDANT	X	X	X	X	X	X	X	X	X	X	X		-	-	-	-	-
	Red snapper		X	X	X	X	X	X	X	X	X	X	X		MAR-NOV	MAR-NOV	MAR-NOV	JAN-DEC	JAN-DEC
	Shad	COMMON	X	X	X	X	X	X	X						-	-	-	-	-
	Spotted seatrout	ABUNDANT			X	X	X	X	X	X					MAY-SEP	-	MAY-SEP	MAY-DEC	MAY-DEC
	Striped mullet	ABUNDANT			X	X	X	X	X	X					-	-	-	APR-DEC	APR-DEC
192	Anchovies	ABUNDANT	X	X	X	X	X	X	X	X	X	X	X		MAR-SEP	MAR-SEP	MAR-SEP	JAN-DEC	JAN-DEC
	Atlantic sharpnose shark	HIGHLY ABUNDANT	X	X	X	X	X	X							-	-	MAY-OCT	MAR-OCT	MAR-OCT
	Atlantic spadefish	ABUNDANT			X	X									-	-	-	-	-
	Atlantic tripletail	PRESENT			X	X	X	X	X						-	-	-	APR-OCT	APR-OCT
	Black drum	ABUNDANT	X	X	X	X	X	X	X	X	X	X	X		JAN-JUL	-	JAN-JUL	JAN-DEC	JAN-DEC
	Blacktip shark	COMMON			X	X	X	X	X	X					-	-	MAY-OCT	MAR-OCT	MAR-OCT
	Bull shark	ABUNDANT	X	X	X	X	X	X	X						-	-	MAY-SEP	MAR-NOV	-
	Cobia	PRESENT			X	X									-	-	-	-	-
	Croakers	HIGHLY ABUNDANT	X	X	X	X	X	X	X	X	X	X	X		-	-	-	-	-
	Finetooth shark				X	X	X	X	X						-	-	MAY-OCT	MAR-OCT	MAR-OCT
	Florida pompano	ABUNDANT			X	X	X	X	X						-	-	-	-	-
	Forage fish	ABUNDANT	X	X	X	X	X	X	X	X	X	X	X		-	-	-	-	-
	Gafftopsail catfish	ABUNDANT			X	X									-	-	-	-	-
	Gray snapper	COMMON			X	X	X	X							-	-	-	JUL-NOV	-
	Gulf menhaden	HIGHLY ABUNDANT	X	X	X	X	X	X	X	X	X	X	X		-	-	-	JAN-DEC	JAN-DEC
	Herrings and sardines	ABUNDANT			X	X	X	X							-	-	-	-	-
	Killifish	ABUNDANT	X	X	X	X	X	X	X	X	X	X	X		APR-SEP	-	-	JAN-DEC	JAN-DEC
	Kingfishes	ABUNDANT	X	X	X	X	X	X	X	X	X	X	X		-	-	-	-	-
	Lane snapper	RARE			X	X	X	X							-	-	-	-	-
	Pipefish	PRESENT	X	X	X	X	X	X	X	X	X	X	X		-	-	-	-	-
	Red drum	ABUNDANT	X	X	X	X	X	X	X	X	X	X	X		-	-	-	JAN-DEC	-
	Scalloped hammerhead				X	X	X	X	X						-	-	MAY-OCT	-	-
	Seahorses	PRESENT	X	X	X	X	X	X	X	X	X	X	X		-	-	-	-	-
	Shad	ABUNDANT			X	X									-	-	-	-	-
	Sheepshead	HIGHLY ABUNDANT	X	X	X	X	X	X	X	X	X	X	X		-	-	-	JAN-DEC	JAN-DEC
	Southern flounder	RARE	X	X	X	X	X	X	X	X	X	X	X		-	-	OCT-MAR	JAN-DEC	JAN-DEC
	Spanish mackerel	COMMON			X	X	X	X							-	-	-	APR-OCT	-
	Spotted seatrout	HIGHLY ABUNDANT	X	X	X														

Louisiana: ESIMAP 83 (cont.)

BIOLOGICAL RESOURCES: (cont.)

FISH: (cont.)

RAR#	Species	S F Conc.	J	F	M	A	M	J	J	A	S	O	N	D	Spawning	Eggs	Larvae	Juveniles	Adults
310	Finetooth shark			X	X	X	X	X	X	X	X	X	X		-	-	MAR-OCT	MAR-OCT	MAR-OCT
	Florida pompano			X	X	X	X	X	X	X	X	X	X		-	-	MAY-AUG	APR-NOV	APR-NOV
	Forage fish		X	X	X	X	X	X	X	X	X	X	X		-	-	-	-	-
	Gray snapper		X	X	X	X	X	X	X	X	X	X	X		JUN-NOV	JUN-NOV	JUN-NOV	JAN-DEC	JAN-DEC
	Gray triggerfish		X	X	X	X	X	X	X	X	X	X	X		JUN-SEP	JUN-SEP	APR-SEP	JAN-DEC	JAN-DEC
	Great barracuda		X	X	X	X	X	X	X	X	X	X	X		APR-OCT	APR-OCT	APR-OCT	JAN-DEC	JAN-DEC
	Great hammerhead		X	X	X	X	X	X	X	X	X	X	X		-	-	-	JAN-DEC	JAN-DEC
	Herrings and sardines		X	X	X	X	X	X	X	X	X	X	X		-	-	APR-SEP	JAN-DEC	JAN-DEC
	King mackerel			X	X	X	X	X	X	X	X	X	X		JUN-NOV	JUN-NOV	JUN-NOV	MAR-NOV	MAR-NOV
	Lane snapper		X	X	X	X	X	X	X	X	X	X	X		MAR-AUG	MAR-AUG	MAR-AUG	JAN-DEC	JAN-DEC
	Red drum	ABUNDANT	X	X	X	X	X	X	X	X	X	X	X		AUG-OCT	AUG-NOV	SEP-NOV	JAN-DEC	JAN-DEC
	Scalloped hammerhead		X	X	X	X	X	X	X	X	X	X	X		-	-	MAR-OCT	JAN-DEC	JAN-DEC
	Sheepshead		X	X	X	X	X	X	X	X	X	X	X		JAN-APR	JAN-APR	JAN-MAY	-	DEC-MAR
	Shortfin mako		X	X	X	X	X	X	X	X	X	X	X		-	-	-	-	-
	Southern flounder		X	X	X	X	X	X	X	X	X	X	X		SEP-FEB	SEP-FEB	SEP-APR	-	JAN-DEC
	Spanish mackerel			X	X	X	X	X	X	X	X	X	X		APR-OCT	APR-OCT	APR-OCT	MAR-OCT	MAR-OCT
	Spinner shark		X	X	X	X	X	X	X	X	X	X	X		-	-	-	JAN-DEC	-
	Tarpon			X	X	X	X	X	X	X	X	X	X		-	-	JUN-AUG	MAY-NOV	MAY-NOV
	White trout		X	X	X	X	X	X	X	X	X	X	X		MAR-OCT	MAR-OCT	MAR-OCT	JAN-DEC	JAN-DEC

INVERTEBRATE:

RAR#	Species	S F Conc.	J	F	M	A	M	J	J	A	S	O	N	D	Spawning	Eggs	Larvae	Juveniles	Adults
185	Blue crab	HIGH SPAWNING CONC						X	X	X					JUN-AUG	-	-	-	-
188	Atlantic seabob shrimp	ABUNDANT	X	X	X	X	X	X	X	X	X	X	X	X	-	-	-	-	-
	Blue crab	ABUNDANT	X	X	X	X				X	X	X	X		-	-	SEP-MAY	SEP-MAY	SEP-MAY
	White shrimp	ABUNDANT	X	X	X	X	X	X	X	X	X	X	X		MAY-NOV	-	-	-	JAN-DEC
192	Atlantic rangia	PRESENT	X	X	X	X	X	X	X	X	X	X	X		MAR-NOV	-	MAR-NOV	JAN-DEC	JAN-DEC
	Atlantic seabob shrimp	ABUNDANT	X	X							X	X			-	-	-	-	-
	Blue crab	HIGHLY ABUNDANT	X	X	X	X	X	X	X	X	X	X	X		APR-NOV	APR-NOV	APR-NOV	JAN-DEC	JAN-DEC
	Brown shrimp	HIGHLY ABUNDANT	X	X	X	X	X	X	X	X	X	X	X		-	-	FEB-NOV	JAN-DEC	-
	Fiddler crab	PRESENT	X	X	X	X	X	X	X	X	X	X	X		JUN-AUG	-	-	-	-
	Grass shrimp	ABUNDANT	X	X	X	X	X	X	X	X	X	X	X		-	-	-	-	-
	Squid	ABUNDANT	X	X	X	X	X	X	X	X	X	X	X		MAR-NOV	MAR-NOV	MAR-NOV	JAN-DEC	JAN-DEC
	Stone crab	COMMON	X	X	X	X	X	X	X	X	X	X	X		-	-	-	JAN-DEC	JAN-DEC
	White shrimp	ABUNDANT	X	X	X	X	X	X	X	X	X	X	X		-	-	MAR-NOV	JAN-DEC	-
307	Eastern oyster	PRESENT	X	X	X	X	X	X	X	X	X	X	X		MAR-NOV	MAR-NOV	MAR-NOV	JAN-DEC	JAN-DEC
310	Brown shrimp	ABUNDANT	X	X	X	X	X	X	X	X	X	X	X		-	-	FEB-APR	-	JAN-DEC
	Squid	ABUNDANT	X	X	X	X	X	X	X	X	X	X	X		MAR-NOV	MAR-NOV	MAR-NOV	JAN-DEC	JAN-DEC

MARINE MAMMAL:

RAR#	Species	S F Conc.	J	F	M	A	M	J	J	A	S	O	N	D	Mating	Calving	Pupping	Molting
303	Bottlenose dolphin	VERY ABUNDANT	X	X	X	X	X	X	X	X	X	X	X	X	-	-	-	-
304	West Indian manatee	E E RARE TO UNCOMMON	X	X	X	X	X	X	X	X	X	X	X	X	-	-	-	-

REPTILE:

RAR#	Species	S F Conc.	J	F	M	A	M	J	J	A	S	O	N	D	Nesting	Hatching	Internesting	Juveniles	Adults
176	Diamondback terrapin	57 NESTS		X	X	X	X	X	X	X					MAY-AUG	-	-	-	-
177	Diamondback terrapin			X	X	X	X	X	X	X					-	-	-	-	-
281	Kemp's ridley sea turtle	E E ABUNDANT	X	X	X	X	X	X	X	X	X	X	X	X	-	-	-	JAN-DEC	JAN-DEC
282	Kemp's ridley sea turtle	E E ABUNDANT		X	X	X	X	X	X						-	-	-	APR-SEP	-
284	Green sea turtle	T T OCCASIONAL	X	X	X	X	X	X	X	X					-	-	-	MAR-NOV	MAR-NOV
	Hawksbill sea turtle	E E VERY RARE	X	X	X	X	X	X	X						-	-	-	MAR-OCT	-
	Leatherback sea turtle	E E RARE	X	X	X	X	X	X	X	X	X	X	X		-	-	-	JAN-DEC	JAN-DEC
	Loggerhead sea turtle	T T COMMON	X	X	X	X	X	X	X	X					-	-	-	MAR-NOV	MAR-NOV

HUMAN USE RESOURCES:

CRITICAL HABITAT:

HUN#	Name	Contact	Phone
77	PIPING PLOVER CRITICAL HABITAT	USFWS	

Biological information shown on the maps represents known concentration areas or occurrences, but does not necessarily represent the full distribution or range of each species. The LDWF-LNHP provided information for some of the federally and state listed species and species of conservation concern for display in the ESI atlas and accompanying digital data in 2013. The available LNHP data sets are to be used for oil spill response and spill response planning only. These data represent existing information known to the LNHP at the time of the request and should never be substituted for consultation with the LNHP. The more spatially generalized 2011 polygonal waterbird colony data was provided by LNHP and the more spatially specific 2006 point waterbird colony data was provided by BTNEP. The display of these two data sets does not imply that EITHER or BOTH sets of polygons and/or points (especially if counts are aggregated) reflect current nest locations OR counts, but rather are to be used as a guide for what species could be present.